



अखिल भारतीय आयुर्विज्ञान संस्थान, जोधपुर
ALL INDIA INSTITUTE OF MEDICAL SCIENCES, JODHPUR
सुक्ष्म जीव विज्ञान विभाग
Department of Microbiology

Ref. no. एम्स/माइक्रो/२०२३/५३२५

दिनांक: २८.०३.२०२३

To,

The Environmental Engineer (BMW),
Rajasthan State Pollution Control Board,
4, Industrial Area, Jhalana
Jaipur-302004

Sub: Submission of Annual Report for Bio Medical Waste Management for the period Jan. 2022 to Dec. 2022.

Dear Sir/Madam,

Kindly find herewith attached the annual report for Bio Medical Waste Management at AIIMS, Jodhpur for the period Jan. 2022 to Dec. 2022, for your needful please.


Dr Sneha Ambwani
Officiating Head
Department of Microbiology
&
Chairperson Bio Medical Waste
Management Committee, AIIMS,
Jodhpur
Officiating Head
Department of Microbiology

Annexure: BMW Annual Report for the year 2022.

Copy to: RSPCB, Jodhpur.

Form- IV
(See rule 13)
ANNUAL REPORT


[To be submitted to the prescribed authority on or before 30th June every year for the period from January to December of the preceding year, by the occupier of health care facility (HCF) or common bio-medical waste treatment facility (CBWTF)]

SI. No.	Particulars		
1.	Particulars of the Occupier	:	All India Institute of Medical Sciences, Jodhpur
	(i) Name of the authorised person (occupier or operator of facility)	:	Dr. Madhabananda Kar, Executive Director, AIIMS Jodhpur-342005
	(ii) Name of HCF or CBMWTF	:	All India Institute of Medical Sciences, Jodhpur
	(iii) Address for Correspondence	:	AIIMS, Basni Industrial Area, Phase-2, Jodhpur
	(iv) Address of Facility	:	AIIMS, Basni Industrial Area, Phase-2, Jodhpur
	(v) Tel.No., Fax. No	:	0291-2012978
	(vi) E-mail Id	:	director@aiimsjodhpur.edu.in
	(vii) URL of Website	:	https://www.aiimsjodhpur.edu.in
	(viii) GPS coordinates of HCF or CBMWTF	:	26.2405 ⁰ N, 73.0050 E
	(ix) Ownership of HCF or CBMWTF	:	Central Government
	(x) Status of Authorisation under the Bio-Medical Waste (Management and Handling) Rules	:	Authorization to operate BMW facility No.: F(BMW)/Jodhpur (Jodhpur)/6506 (01)/2020-2021/949-951 14-09-2018 Valid up to 31-08-2023
	(xi) Status of Consents under Water Act and Air Act	:	Valid up to: Consent of establishment obtained for RSPCB vide no. 2011-12/SEMC/754 dated 21.04.2011
2.	Type of Health Care Facility	:	
	(i) Bedded Hospital	:	No. of Beds: 960
	(ii) Non-bedded hospital	:	NA
	(Clinic or Blood Bank or Clinical Laboratory or Research Institute or Veterinary Hospital or any other)	:	
	(iii) License number and its data of expiry	:	NA
3.	Details of CBMWTF	:	NA
	(i) Number healthcare facilities covered by CBMWTF	:	NA
	(ii) No. of beds covered by CBMWTF	:	NA
	(iii) Installed treatment and disposal capacity of CBMWTF	:	NA

	(iv) Quantity of biomedical waste treated or disposed by CBMWTF	:	NA																																																												
4.	Quantity of waste generated or disposed in Kg per annum (on monthly average basis)	:	<p>Noncovid -Yellow Category: 1,15,593 kgs Covid -Yellow Category- 6966.5 kgs Total Yellow category-122,559.5 kgs</p> <p>Noncovid Red Category: 1,28,901.57 kgs Covid Red Category:2670.9 kgs Total Red Category: 131,572.68 kgs</p> <p>Noncovid White Category: 4901 kgs Covid White Category : 12 kgs Total White Category:4913 kgs</p> <p>Noncovid Blue Category: 7412.8 kgs Covid Blue Category: 51.6 kgs Total Blue Category: 7464.4 kgs</p> <p>Wet General Solid waste -5,81,910 kgs Dry General Solid waste- 2,58,070 kgs Total General Solid waste: 8,39,980 kgs</p>																																																												
5.	Details of the Storage, treatment, transportation, processing and Disposal Facility																																																														
	(i) Details of the on-site storage facility	:	<p>Size:10,000 Sqr. Feet</p> <p>Capacity:</p> <p>Provision of on-site storage : (cold storage or any other provision)</p>																																																												
	(ii) Details of the treatment or disposal facilities	:	<table border="0"> <thead> <tr> <th>Type of equipment</th> <th>No of units</th> <th>Capacity of acity treatedor units Kg/ day</th> <th>Quantity disposed or annum</th> </tr> </thead> <tbody> <tr> <td>Incinerators</td> <td>0</td> <td></td> <td></td> </tr> <tr> <td>Plasma Pyrolysis</td> <td>0</td> <td></td> <td></td> </tr> <tr> <td>Autoclaves</td> <td>2</td> <td></td> <td></td> </tr> <tr> <td>Microwave</td> <td>2</td> <td></td> <td></td> </tr> <tr> <td>Hydroclave</td> <td>0</td> <td></td> <td></td> </tr> <tr> <td>Shredder</td> <td>1</td> <td></td> <td></td> </tr> <tr> <td>Needle tip cutter or Destroyer</td> <td></td> <td></td> <td>267</td> </tr> <tr> <td>Sharps</td> <td></td> <td></td> <td>3556</td> </tr> <tr> <td>Encapsulation</td> <td>0</td> <td></td> <td></td> </tr> <tr> <td>Concrete pits</td> <td>0</td> <td></td> <td></td> </tr> <tr> <td>Deep burial pits</td> <td>0</td> <td></td> <td></td> </tr> <tr> <td>Chemical</td> <td>0</td> <td></td> <td></td> </tr> <tr> <td>Disinfection</td> <td>0</td> <td></td> <td></td> </tr> <tr> <td colspan="4">Any other treatment equipment:</td> </tr> </tbody> </table>	Type of equipment	No of units	Capacity of acity treatedor units Kg/ day	Quantity disposed or annum	Incinerators	0			Plasma Pyrolysis	0			Autoclaves	2			Microwave	2			Hydroclave	0			Shredder	1			Needle tip cutter or Destroyer			267	Sharps			3556	Encapsulation	0			Concrete pits	0			Deep burial pits	0			Chemical	0			Disinfection	0			Any other treatment equipment:			
Type of equipment	No of units	Capacity of acity treatedor units Kg/ day	Quantity disposed or annum																																																												
Incinerators	0																																																														
Plasma Pyrolysis	0																																																														
Autoclaves	2																																																														
Microwave	2																																																														
Hydroclave	0																																																														
Shredder	1																																																														
Needle tip cutter or Destroyer			267																																																												
Sharps			3556																																																												
Encapsulation	0																																																														
Concrete pits	0																																																														
Deep burial pits	0																																																														
Chemical	0																																																														
Disinfection	0																																																														
Any other treatment equipment:																																																															
	(iii) Quantity of recyclable wastes sold to authorized recyclers after treatment in kg per annum.	:	Red Category (like plastic, glass etc.): NA																																																												
	(iv) No of vehicles used for collection and transportation or biomedical waste	:	<p>E-Rickshaw-2 Cycle Rikshaw-5 BMW collection Trolley-13</p>																																																												

	During the treated of wastes in Kg per annum	:	Incineration Ash } NA ETP Sludge: 390 kg ETP water treated: 137,995 cubic metre/month
	(vi) Name of the Common Bio-Medical Waste Treatment Facility Operator through which wastes are disposed of	:	Sales Promoters, CBWTF Plant, ADB Waste Site, Barli Post Office, Jaisalmer Road, Jodhpur, Raj.- 342001.
	(vii) List of member HCF not handed over bio-medical waste	:	NA
6	Do you have bio-medical waste management committee? IF yes, attach minutes of the meetings held during the reporting period	:	Yes
7.	Details trainings conducted on BMW		YES
	(i) Number of trainings conducted on BMW Management:		79
	(ii) number of personnel trained		1399
	(iii) number of personnel trained at the time of induction		-
	(iv) number of personnel not undergone any training so far.		-
	(v) whether standard manual for training is available?		Yes
	(vi) any other information		
8	Details of the accident occurred during the year		NSI
	(i) Number of Accidents occurred		76
	(ii) Number of the persons affected		0
	(iii) Remedial Action taken (Please attach details if any)		Attached
	(iv) Any Fatality occurred, details.		NIL
9.	Are you meeting the standards of air Pollution from the incinerator? How many times in last year could not met the standards?		Yes None
	Details of Continuous online emission monitoring systems installed		NA
10	Liquid waste generated and treatment methods in place. How many times you have not met the standards in a year?		ETP & STP None
11	Is the disinfection method or sterilization meeting the log 4 standards? How many times you have not met the standards in a year?		Yes None
12	Any other relevant Information	:	(Air Pollution Control Devices attached with the Incinerator)
	(v) Details of incineration ash and ETP sludge generated and disposed		Quantity Where Generated disposed

Certified that the above report is for the period from 1st January 2022 to 31st December 2022
Date- 21-03-2023


 Name and Signature of the Head of Institution
 AIIMS JODHPUR
 Executive Director
 AIIMS, JODHPUR



1

SALES PROMOTERS

JODHPUR

CBWTF Plant, Nagar Nigam Landfill Site,
Jaisalmer Road, Barli Post Office, Jodhpur -342 001
Office : 63765 83508, Mob. : 98297 90902/4
E-mail : cbwtf.jodhpur@gmail.com
Website : jodhpurcbwtf.salespromoters.in

AJMER

CBWTF Plant, ADB Waste Site, Sandriya Village,
Jaipur Bye Pass Road, Parbatpura, Ajmer-305001
Office : 98297 90905, Mob. : 98297 90903
E-mail : cbwtf.ajmer@gmail.com
Website : ajmercbwtf.salespromoters.in

HEAD OFFICE : HB 67, NRI Bungalows, Koh-E-Fiza, Bhopal, M.P. Phone-0755-3090477, 09826071087

Name of Institution : अखिल भारतीय आयुर्विज्ञान संस्थान

Address : बासनी द्वितीय फेरु, जोधपुर

Contact Person : 9868114423, 8003996874

Index No. : 00028

Bed Capacity : 960

Month of : January 2022

DATE	NUMBER OF BAGS				QUANTITY OF WASTE (In Kg.)				SIGNATURES	
	YELLOW	RED	BLUE	WHITE	YELLOW	RED	BLUE	WHITE	S.P. Collection Staff	Institution Staff
01-1-22	32	27	26	11	349.10	290.3	55.90	19		Vinod Rao
02-1-22	24	30	6	5	267.2	345.7	15.6	7.4		Vinod Rao
03-1-22	39	34	12	20	415.1	377.3	34.7	27.3		Vinod Rao
04-1-22	41	41	14	14	370.5	380.6	33	20.5		Vinod Rao
05-1-22	50	40	8	13	493.0	373	16	20.5		Vinod Rao
06-1-22	34	32	6	7	265.5	341.5	17	13.5		Vinod Rao
07-1-22	41	39	8	13	392.6	387.5	21.9	18.8		Vinod Rao
08-1-22	22	29	5	4	150.2	237.9	6.8	7.9		Vinod Rao
09-1-22	22	33	5	5	186.5	290.1	13.5	7.3		Vinod Rao
10-1-22	34	29	3	6	293.2	271	5.2	8.9		Vinod Rao
11-1-22	32	39	2	12	320.9	367.3	5	17.7		Vinod Rao
12-1-22	29	29	7	5	308.5	340.5	16	9		Vinod Rao
13-1-22	34	34	5	5	372.3	360.9	13.3	7.5		Vinod Rao
14-1-22	44	22	10	12	421	243	12.1	14.1		Vinod Rao
15-1-22	33	38	10	8	323.21	362.6	15.4	12		Vinod Rao
16-1-22	26	31	4	9	241.5	297	7	13		Vinod Rao
17-1-22	30	27	4	6	252	212.9	9	7.2		Vinod Rao
18-1-22	29	27	9	11	180.5	155.5	13.1	7.1		Vinod Rao
19-1-22	37	35	6	5	284.4	347.8	9.6	6.6		Vinod Rao
20-1-22	39	37	8	8	442	390.8	14.4	11.4		Vinod Rao
21-1-22	29	27	8	10	222.1	180	9	7.1		Vinod Rao
22-1-22	20	17	3	8	204.4	196.9	6	10.5		Vinod Rao
23-1-22	27	27	8	6	260.1	294.4	21.9	12.5		Vinod Rao
24-1-22	46	33	6	11	472.9	379.7	13.4	16		Vinod Rao
25-1-22	37	33	14	12	389.3	373	31.6	16.3		Vinod Rao
26-1-22	23	24	9	12	235.67	246.7	21.8	15		Vinod Rao
27-1-22	32	33	14	8	282.80	332.30	28.10	11.50		Vinod Rao
28-1-22	34	31	7	12	368.3	328.5	14.30	15.9		Vinod Rao
29-1-22	33	28	8	9	359.6	291.5	14.9	11.4		Vinod Rao
30-1-22	27	33	5	7	240.5	305.1	11.1	9.5		Vinod Rao
31-1-22	41	35	7	13	411.9	351.4	13.8	19.5		Vinod Rao
Total					9976.78		520.4	401.9		

Remarks:-

9660.17



COVID-19

SALES PROMOTERS

JODHPUR

CBWTF Plant, Nagar Nigam Landfill Site,
Jaisalmer Road, Barli Post Office, Jodhpur -342 001
Office : 63765 83508, Mob. : 98297 90902/4
E-mail : cbwtf.jodhpur@gmail.com
Website : jodhpurcbwtf.salespromoters.in

AJMER

CBWTF Plant, ADB Waste Site, Sandriya Village,
Jaipur Bye Pass Road, Parbatpura, Ajmer-305001
Office : 98297 90905, Mob. : 98297 90903
E-mail : cbwtf.ajmer@gmail.com
Website : ajmercbwtf.salespromoters.in

HEAD OFFICE : HB 67, NRI Bungalows, Koh-E-Fiza, Bhopal, M.P. Phone-0755-3090477 9826071087

Name of Institution : अखिल भारतीय आयुर्विज्ञान संस्थान

बासनी द्वितीय फेस, जोधपुर

Address: _____

Contact Person: 9868114423, 8003996874

Index No.: 00028

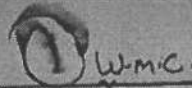
Bed Capacity : 960

Month of : January 2022

DATE	NUMBER OF BAGS				QUANTITY OF WASTE (In Kg.)				SIGNATURES	
	YELLOW	RED	BLUE	WHITE	YELLOW	RED	BLUE	WHITE	S.P. Collection Staff	Institution Staff
01-										
02-										
03-										
04-										
05-										
06-										
07-1-22	2	1	—	—	11	5	—	—	Peak	Peak
08-1-22	3	2	—	—	13	11	—	—	Peak	Peak
09-1-22	1	1	—	—	8.2	10.4	—	—	Peak	Vinodnro
10-1-22	5	6	—	—	20.00	18.500	—	—	Peak	Peak
11-1-22	7	5	—	—	27.600	23.400	—	—	Peak	Peak
12-1-22	6	4	—	—	24.00	19.500	—	—	Peak	Peak
13-1-22	96	7	—	—	28.57	22.00	—	—	Peak	Vinodnro
14-1-22	6	5	—	—	48.7	48.00	—	—	Peak	Vinodnro
15-1-22	10	8	—	—	70.6	57.4	—	—	Peak	Vinodnro
16-1-22	10	3	—	—	65.600	25.500	—	—	Peak	Vinodnro
17-1-22	08	6	1	—	60.500	45.00	3	—	Peak	Vinodn
18-1-22	14	5	2	—	85.7	35	5	—	Peak	Vinodn
19-1-22	20	9	—	—	115	70	—	—	Peak	Peak
20-1-22	17	7	1	—	98	65	4	—	Peak	Peak
21-1-22	10	6	—	—	70.600	53.500	—	—	Peak	Vinodnro
22-1-22	15	9	1	—	90.400	72.600	3	—	Peak	Vinodnro
23-1-22	21	9	2	—	118	79	6	—	Peak	Vinodnro
24-1-22	08	4	—	—	45	26	—	—	Peak	Vinodn
25-1-22	13	5	—	—	75	35	—	—	Peak	Vinodn
26-1-22	13	8	—	—	80	54	—	—	Peak	Vinodn
27-1-22	12	7	—	—	76	50	—	—	Peak	Vinodn
28-1-22	15	7	—	—	85	48	—	—	Peak	Vinodn
29-1-22	13	6	—	—	76	39	—	—	Peak	Vinodn
30-1-22	17	10	—	—	110	76	—	—	Peak	Vinodn
31-1-22	16	8	—	—	95	65	—	—	Peak	Peak
Total					1598.37		21			

Remarks:-

1053.8



SALES PROMOTERS

JODHPUR

CBWTF Plant, Nagar Nigam Landfill Site,
Jaisalmer Road, Barli Post Office, Jodhpur -342 001
Office : 83765 83508, Mob. : 98297 90902/4
E-mail : cbwtf.jodhpur@gmail.com
Website : jodhpurcbwtf.salespromoters.in

AJMER

CBWTF Plant, ADB Waste Site, Sandriya Village,
Jaipur Bye Pass Road, Parbatpura, Ajmer-305001
Office : 98297 90905, Mob. : 98297 90903
E-mail : cbwtf.ajmer@gmail.com
Website : ajmercbwtf.salespromoters.in

HEAD OFFICE : HB 67, NRI Bungalows, Koh-E-Fiza, Bhopal, M.P. Phone-0755-3090477, 09826071087

Name of Institution : अखिल भारतीय आयुर्विज्ञान संस्थान
 Address : बाल्मी द्वितीय फेस, जोधपुर
 Contact Person : 9858114423, 9603296874 Index No. : 00028
 Bed Capacity : 960 Month of : February 2022

DATE	NUMBER OF BAGS				QUANTITY OF WASTE (In Kg.)				SIGNATURES	
	YELLOW	RED	BLUE	WHITE	YELLOW	RED	BLUE	WHITE	S.P. Collection Staff	Institution Staff
01-2-22	24	31	11	14	332.5	369.5	30.9	22.5	[Signature]	[Signature]
02-2-22	24	30	10	12	313.5	345	27	19.5	[Signature]	[Signature]
03-2-22	27	29	10	11	316.5	346.5	29.5	16.5	[Signature]	[Signature]
04-2-22	35	34	9	10	372.9	354	17.5	22.0	[Signature]	Vinod Rao
05-	23	29	13	13	314.5	309	32	19.5	[Signature]	[Signature]
06-	25	27	6	8	290.5	300	13.5	12	[Signature]	[Signature]
07-	32	31	11	11	366	395	28.5	18	[Signature]	[Signature]
08-	30	27	10	12	349	354.5	27	19.5	[Signature]	Vinod Rao
09-	43	38	8	13	525.9	448.5	20.5	17.5	[Signature]	Vinod Rao
10-	37	33	7	17	429.6	386.6	15	21.10	[Signature]	Vinod Rao
11-	32	36	8	12	433.5	400	28	18	[Signature]	[Signature]
12-	21	23	6	8	302.5	273	18.5	12	[Signature]	[Signature]
13-	22	24	7	6	233.5	221	16.5	9	[Signature]	[Signature]
14-	32	32	8	8	354	318.5	20	12	[Signature]	[Signature]
15-	29	29	8	8	364.5	324	22.5	12	[Signature]	[Signature]
16-	28	30	4	7	311	307	13	10.5	[Signature]	[Signature]
17-	34	31	8	9	341	332.5	16	13.5	[Signature]	[Signature]
18-	37	35	8	10	385	340.5	18	15	[Signature]	[Signature]
19-2-22	45	34	11	15	496.20	386.5	21.40	19.5	[Signature]	Vinod Rao
20-2-22	42	37	9	6	301.5	434.05	16	9	[Signature]	[Signature]
21-2-22	30	31	6	5	365.5	348.5	15	8.5	[Signature]	[Signature]
22-2-22	33	34	9	11	400.5	370.2	14.05	11.5	[Signature]	Vinod Rao
23-2-22	34	36	8	12	395	365.5	13	18	[Signature]	[Signature]
24-2-22	35	37	10	12	385.5	340	15	18	[Signature]	[Signature]
25-2-22	33	36	11	8	345	365.5	17	12	[Signature]	[Signature]
26-2-22	30	32	9	6	280.5	270.5	12	8	[Signature]	[Signature]
27-2-22	28	28	4	4	341	333	11	6	[Signature]	[Signature]
28-2-22	32	29	5	6	408.5	371.7	13	10	[Signature]	[Signature]
29-										
30-										
31-										
Total					10105.1	9627.1	541.8	412.4		

Remarks: _____

[Signature]

Half Copy

SALES PROMOTERS



JODHPUR

CBWTF Plant, Nagar Nigam Landfill Site,
Jaisalmer Road, Barli Post Office, Jodhpur - 342 001
Office : 63765 83508, Mob. : 98297 90902/4
E-mail : cbwtf.jodhpur@gmail.com
Website : jodhpurcbwtf.salespromoters.in

AJMER

CBWTF Plant, ADB Waste Site, Sandriya Village,
Jaipur Bye Pass Road, Parbatpura, Ajmer-305001
Office : 98297 90905, Mob. : 98297 90903
E-mail : cbwtf.ajmer@gmail.com
Website : ajmercbwtf.salespromoters.in

HEAD OFFICE : HB 67, NRI Bungalows, Koh-E-Fiza, Bhopal, M.P. Phone-0755-3090477, 09826071087

Name of Institution : Allna Jodhpur
Address : Burnt Jodhpur
Contact Person : _____
Bed Capacity : _____
Index No. : _____
Month of : Feb-22

DATE	NUMBER OF BAGS				QUANTITY OF WASTE (In Kg.)				SIGNATURES	
	YELLOW	RED	BLUE	WHITE	YELLOW	RED	BLUE	WHITE	S.P. Collection Staff	Institution Staff
01-	15	7	—	—	95	74	—	—	Prate	Prate
02-	14	7	—	—	90	68	—	—	Prate	Prate
03-	15	8	—	—	94	63	—	—	Prate	Vinodh
04-	12	6	—	—	75	55	—	—	Prate	Prate
05-	14	7	—	—	79	68	—	—	Prate	Prate
06-	16	8	—	—	84	72	—	—	Prate	Prate
07-	14	6	—	—	83	64	—	—	Prate	Prate
08-	6	5	—	—	53.5	42.00	—	—	Prate	Prate
09-	7	5	—	—	63.500	41	3	—	Prate	Prate
10-	10	6	—	2	66.500	45	2	3	Prate	Prate
11-	8	5	—	—	58	40	—	—	Prate	Prate
12-	8	6	—	—	55.500	44	—	—	Prate	Prate
13-	8	6	—	—	70	42	—	—	Prate	Prate
14-	9	7	—	—	63	41	2	—	Prate	Prate
15-	8	6	—	—	60	40	—	—	Prate	Prate
16-	8	5	—	—	55.5	38	—	—	Prate	Prate
17-	7	5	—	—	53.5	37	2	—	Prate	Vinodh Prate
18-	5	5	—	—	58.8	55.2	—	—	Prate	Prate
19-	5	5	—	2	64.500	43	4.5	3	Prate	Prate
20-	10	6	—	—	53.5	45.6	—	—	Prate	Prate
21-	6	5	—	—	48.500	44.400	2	—	Prate	Prate
22-	5	5	—	—	40.5	45.5	—	—	Prate	Prate
23-	5	6	—	—	47.400	40	—	—	Prate	Prate
24-	6	5	—	—	38.500	30.400	—	—	Prate	Prate
25-	4	5	—	—	33.500	28.400	—	—	Prate	Prate
26-	4	5	—	—	42.400	38.500	—	—	Prate	Prate
27-	6	5	—	—	30.5	38.100	—	—	Prate	Prate
28-	7	3	—	—	44.400	41.500	—	—	Prate	Prate
29-	6	5	—	—						
30-										
31-										
Total.					1701.5	1325.6	18.5	8		

Remarks:-

RIN

(COVID-19)

SALES PROMOTERS



JODHPUR

CBWTF Plant, Nagar Nigam Landfill Site,
Jaisalmer Road, Barli Post Office, Jodhpur -342 001
Office : 63765 83508, Mob. : 98297 90902/4
E-mail : cbwtf.jodhpur@gmail.com
Website : jodhpurcbwtf.salespromoters.in

AJMER

CBWTF Plant, ADB Waste Site, Sandriya Village,
Jaipur Bye Pass Road, Parbatpura, Ajmer-305001
Office : 98297 90905, Mob. : 98297 90903
E-mail : cbwtf.ajmer@gmail.com
Website : ajmercbwtf.salespromoters.in

HEAD OFFICE : HB 67, NRI Bungalows, Koh-E-Fiza, Bhopal, M.P. Phone-0755-3090477, 09826071087

Name of Institution : All India Institute of Medical Sciences.

Address: Basmi Road Jodhpur. (Raj).

Contact Person: _____ Index No.: _____

Bed Capacity : _____ Month of : March - 2022

DATE	NUMBER OF BAGS				QUANTITY OF WASTE (In Kg.)				SIGNATURES	
	YELLOW	RED	BLUE	WHITE	YELLOW	RED	BLUE	WHITE	S.P. Collection Staff	Institution Staff
01-3-22	5	4	—	—	40.400	32.500	—	—	Peak	Peak
02-3-22	4	3	—	—	35.500	30.400	—	—	Peak	Peak
03-3-22	5	3	—	—	22.600	17.700	—	—	Peak	Peak
04-3-22	4	3	—	1	24	18.300	—	1.200	Peak	Peak
05-3-22	4	3	—	—	21.500	16.400	—	—	Peak	Peak
06-3-22	3	4	—	—	19.10	20.300	—	—	Peak	Peak
07-3-22	4	3	1	—	18.400	14.600	2	—	Peak	Peak
08-3-22	3	2	—	—	12.500	8	—	—	Peak	Peak
09-3-22	4	3	1	—	19.500	12.300	2	—	Peak	Peak
10-3-22	3	2	—	—	15.600	11.500	—	—	Peak	Peak
11-3-22	3	2	1	—	12.500	14.600	2	—	Peak	Peak
12-3-22	2	1	—	—	10.400	8.400	—	—	Peak	Peak
13-3-22	2	1	—	—	12.200	8.200	—	—	Peak	Peak
14-3-22	1	1	—	—	9.500	6.700	—	—	Peak	Peak
15-3-22	2	1	—	1	10.500	7.400	—	1.5	Peak	Peak
16-3-22	2	1	—	—	10	6.800	—	—	Peak	Peak
17-3-22	1	1	2	—	8.400	5.600	3.100	—	Peak	Peak
18-3-22	2	2	—	1	14	12	—	1.400	Peak	Peak
19-3-22	2	1	1	—	11.500	8.400	2	—	Peak	Peak
20-	—	—	—	—	—	—	—	—	—	—
21-3-22	2	1	—	—	10	8	—	—	Peak	Peak
22-3-22	1	1	—	—	7.500	6.400	—	—	Peak	Peak
23-3-22	1	1	1	—	7	5.500	1	—	Peak	Peak
24-3-22	1	1	—	—	7.800	6.500	—	—	Peak	Peak
25-3-22	1	1	—	—	6.500	5.	—	—	Peak	Peak
26-	—	—	—	—	—	—	—	—	—	—
27-										
28-										
29-										
30-										
31-										
Total-					366.9	291.5	12.1	4.1		

Remarks:- _____



SALES PROMOTERS

JODHPUR

CBWTF Plant, Nagar Nigam Landfill Site,
Jaisalmer Road, Barli Post Office, Jodhpur -342 001
Office : 63765 83508, Mob. : 98297 90902/4
E-mail : cbwtf.jodhpur@gmail.com
Website : jodhpurcbwtf.salespromoters.in

AJMER

CBWTF Plant, ADB Waste Site, Sandriya Village,
Jaipur Bye Pass Road, Parbatpura, Ajmer-305001
Office : 98297 90905, Mob. : 98297 90903
E-mail : cbwtf.ajmer@gmail.com
Website : ajmercbwtf.salespromoters.in

HEAD OFFICE : HB 67, NRI Bungalows, Koh-E-Fiza, Bhopal, M.P. Phone-0755-3090477, 09826071087

Name of Institution : अखिल भारतीय आयुर्विज्ञान संस्थान

Address : राजनी द्वितीय फेरा, जोधपुर

Contact Person : 9868114423 8003996871

Index No. : 00028

Bed Capacity : 960

Month of : March 2022

DATE	NUMBER OF BAGS				QUANTITY OF WASTE (In Kg.)				SIGNATURES	
	YELLOW	RED	BLUE	WHITE	YELLOW	RED	BLUE	WHITE	S.P. Collection Staff	Institution Staff
01-3-22	31	33	9	17	312.10	368.50	12.40	32.50	[Signature]	[Signature]
02-3-22	32	34	11	17	293.50	363.10	15.60	28.90	[Signature]	[Signature]
03-3-22	32	35	19	10	304.40	374.80	35.30	15.70	[Signature]	[Signature]
04-3-22	34	37	23	13	331.80	392.80	40.40	17.10	[Signature]	[Signature]
05-3-22	31	34	21	13	313.90	381.20	38.90	19.30	[Signature]	[Signature]
06-3-22	26	25	18	10	244.10	291	35.30	15.40	[Signature]	[Signature]
07-3-22	36	38	15	11	300.70	368.60	36.40	14.90	[Signature]	[Signature]
08-3-22	35	34	17	8	322.30	363.10	30.30	11.60	[Signature]	[Signature]
09-3-22	36	37	16	9	285.50	354.60	27.50	12.20	[Signature]	[Signature]
10-3-22	31	33	14	15	285.80	351.30	29.50	20.40	[Signature]	[Signature]
11-3-22	30	23	9	12	250.5	355.7	11.5	10.1	[Signature]	[Signature]
12-3-22	25	29	14	10	225.50	308.90	21	13.90	[Signature]	[Signature]
13-3-22	38	32	8	12	452	379.7	17.4	18	[Signature]	[Signature]
14-3-22	33	36	14	10	316.10	342	25.80	13.80	[Signature]	[Signature]
15-3-22	33	35	17	10	295.90	353.40	41.40	13.80	[Signature]	[Signature]
16-3-22	26	28	15	8	261.10	370.50	24.10	10.70	[Signature]	[Signature]
17-3-22	28	31	10	7	240.20	320.10	21	9	[Signature]	[Signature]
18-3-22	29	31	4	9	375	340	15.60	13	[Signature]	[Signature]
19-3-22	27	26	10	9	236.20	276.40	32.90	13.60	[Signature]	[Signature]
20-3-22	23	28	8	7	180.5	206.7	9.5	11.3	[Signature]	[Signature]
21-3-22	30	31	9	6	280	315.5	10.200	10	[Signature]	[Signature]
22-3-22	28	30	13	15	274.30	306.40	22.70	20	[Signature]	[Signature]
23-3-22	25	28	10	9	261.10	304.9	20	11	[Signature]	[Signature]
24-3-22	28	31	11	8	259	324	26	11.30	[Signature]	[Signature]
25-3-22	21	29	16	14	204.70	316.30	24.80	17.90	[Signature]	[Signature]
26-3-22	29	34	12	8	250.50	340.70	28.10	11.60	[Signature]	[Signature]
27-3-22	21	28	10	7	180.5	230.8	14.1	10	[Signature]	[Signature]
28-3-22	28	29	13	8	253.20	296.10	29.30	11.40	[Signature]	[Signature]
29-3-22	27	31	14	8	257.8	328.30	24.30	10.60	[Signature]	[Signature]
30-3-22	31	35	6	12	295.30	355.50	26.20	16.10	[Signature]	[Signature]
31-3-22	28	34	15	9	265	337.30	25.20	12.10	[Signature]	[Signature]
Total					8613.2	10318.2	772.7	456.7		

Remarks:-



SALES PROMOTERS

JODHPUR

CBWTF Plant, Nagar Nigam Landfill Site,
Jaisalmer Road, Barli Post Office, Jodhpur -342 001
Office : 63765 83508, Mob. : 98297 90902/4
E-mail : cbwtf.jodhpur@gmail.com
Website : jodhpurbwtf.salespromoters.in

AJMER

CBWTF Plant, ADB Waste Site, Sandriya Village,
Jaipur Bye Pass Road, Parbatpura, Ajmer-305001
Office : 98297 90905, Mob. : 98297 90903
E-mail : cbwtf.ajmer@gmail.com
Website : ajmercbwtf.salespromoters.in

HEAD OFFICE : HB 67, NRI Bungalows, Koh-E-Fiza, Bhopal, M.P. Phone-0755-3090477, 09826071087

Name of Institution : अखिल भारतीय आयुर्विज्ञान संस्थान

Address : बासनी द्वितीय फेस, जोधपुर

Contact Person : 986811423, 8003996874

Index No.: 00028

Bed Capacity : 960

Month of : April 2022

DATE	NUMBER OF BAGS				QUANTITY OF WASTE (In Kg.)				SIGNATURES	
	YELLOW	RED	BLUE	WHITE	YELLOW	RED	BLUE	WHITE	S.P. Collection Staff	Institution Staff
01-4-22	36	33	13	15	334.4	317	26.3	20.9	[Signature]	Vinod Rao
02-4-22	33	33	13	6	343.2	348.10	25.5	15.5	[Signature]	Vinod Rao
03-4-22	34	33	11	6	269.4	283.3	20	8.2	[Signature]	Vinod Rao
04-4-22	41	39	11	7	403.6	368	19.1	10.4	[Signature]	Vinod Rao
05-4-22	47	40	11	18	457.2	383.7	20.6	29.10	[Signature]	Vinod Rao
06-4-22	37	30	9	14	361.4	288.6	17.4	20.10	[Signature]	Vinod Rao
07-4-22	40	41	12	10	379.8	390.3	26.3	13.2	[Signature]	[Signature]
08-4-22	38	31	7	9	407.4	317.5	19.4	13.8	[Signature]	Vinod Rao
09-4-22	41	34	12	10	410	331.5	21.5	16.5	[Signature]	Vinod Rao
10-4-22	36	30	11	8	380.5	309	14.5	17.5	[Signature]	Vinod Rao
11-4-22	36	36	10	13	342.9	361.1	28.1	20.2	[Signature]	Vinod Rao
12-4-22	37	31	5	11	367.3	316.8	12.3	15	[Signature]	Vinod Rao
13-4-22	41	37	13	10	441.6	410.2	25.2	14.7	[Signature]	Vinod Rao
14-4-22	32	30	6	7	325	315.5	13	14.5	[Signature]	[Signature]
15-4-22	34	27	7	8	371.6	317.8	17.3	12	[Signature]	Vinod Rao
16-4-22	42	37	3	11	480.80	435.1	8.4	16.5	[Signature]	Vinod Rao
17-4-22	36	30	7	9	370.7	350.5	10	11	[Signature]	Vinod Rao
18-4-22	48	42	9	13	472	425.5	22.5	19	[Signature]	Vinod Rao
19-4-22	43	45	7	15	436.10	459.8	17.7	22.7	[Signature]	Vinod Rao
20-4-22	44	45	11	20	409.6	411.6	31.8	29.4	[Signature]	Vinod Rao
21-4-22	40	42	10	12	439.5	417.5	28	21	[Signature]	[Signature]
22-4-22	30	41	9	11	350.9	380.1	14.1	10.1	[Signature]	Vinod Rao
23-4-22	44	41	7	18	412.6	421.8	16.4	25.6	[Signature]	Vinod Rao
24-4-22	40	35	10	11	380.10	310.7	18.30	22.5	[Signature]	Vinod Rao
25-4-22	47	38	5	13	461	379.6	10.6	19.5	[Signature]	Vinod Rao
26-4-22	51	41	14	15	494	392.6	33.10	22.40	[Signature]	Vinod Rao
27-4-22	32	35	11	9	380	352.1	11.1	10.5	[Signature]	Vinod Rao
28-4-22	44	37	9	9	389.5	347.8	25.70	23.20	[Signature]	[Signature]
29-4-22	46	39	11	14	468.4	416.7	30.90	20.30	[Signature]	Vinod Rao
30-4-22	40	35	5	15	353.6	309.3	13.50	18.4	[Signature]	Vinod Rao
31-									[Signature]	Vinod Rao
Total					11811.1	10869.1	598.6	533.7		

Remarks:-

SALES PROMOTERS

JODHPUR

CBWTF Plant, Nagar Nigam Landfill Site,
Jaisalmer Road, Bari Post Office, Jodhpur - 342 001
Office : 63765 83508, Mob : 98297 90902/4
E-mail : cbwtf.jodhpur@gmail.com
Website : jodhpurcbwtf.salespromoters.in

AJMER

CBWTF Plant, ADB Waste Site, Sandriya Village,
Jaipur Bye Pass Road, Parbatpura, Ajmer-305001
Office : 98297 90905, Mob : 98297 90903
E-mail : cbwtf.ajmer@gmail.com
Website : ajmercbwtf.salespromoters.in

OFFICE : HB 67, NRI Bungalows, Koh-E-Fiza, Bhopal, M.P. Phone-0755-3090477, 09826071087

Institution : _____

Index No.: _____

Person: _____

Month of : MAY 2022

Capacity : _____

NUMBER OF BAGS				QUANTITY OF WASTE (In Kg.)				SIGNATURES	
YELLOW	RED	BLUE	WHITE	YELLOW	RED	BLUE	WHITE	S.P. Collection Staff	Institution Staff
32	245	7	9	308	276.5	13.5	10		
34	34	5	5	398.5	363.5	12.5	11.5		
35	31	8	10	305.8	285.3	11.4	12.7		
33	34	8	4	402.1	372.5	17	8		
25	24	4	5	325	288.5	13	12		
30	28	9	11	440.5	380.1	10	14.1		
43	38	5	4	415.9	383.9	16.5	9		
25	24	4	7	304.5	253.5	13.5	17		
49	46	11	8	416.5	368.5	20.5	14		
32	32	8	9	383	339.5	24	19		
36	39	6	7	410.5	372.5	12.5	15		
36	34	2	5	428.8	373.7	5.5	12		
37	38	7	8	445.7	403.3	21.1	16		
40	36	8	9	432.5	383.2	16.5	17		
36	33	5	6	350	340.5	8.6	6		
27	28	6	5	323.5	319.5	10	10		
37	35	7	6	367	315.5	8.5	6		
40	37	8	10	389	371.5	13.5	10		
43	36	3	3	307.8	283.8	6	4.5		
37	37	9	7	450.8	401.7	21.5	16		
40	36	5	6	380.5	342.5	6	11.5		
30	28	3	4	228	203.5	5.5	8.7		
32	32	7	9	401.2	353.3	18.1	18.5		
32	44	8	5	373.5	360	10.5	7.5		
40	47	10	12	425.5	392.3	12	14.4		
39	29	2	5	335.6	264.4	4.2	6.2		
28	33	5	7	311.5	244.5	6	8.5		
28	30	2	4	228	191.1	5.7	8		
34	36	5	5	398.8	378.7	14.9	10.5		
26	32	5	3	310.5	290.5	6.6	7		
29	25	8	9	280.1	250.1	6.5	8.5		
				113944	10229	377.6	350.1		

Remarks: _____



SALES PROMOTERS

JODHPUR

CBWTF Plant, Nagar Nigam Landfill Site,
Jaisalmer Road, Barli Post Office, Jodhpur -342 001
Office : 63765 83508, Mob. : 98297 90902/4
E-mail : cbwtf.jodhpur@gmail.com
Website : jodhpurcbwtf.salespromoters.in

AJMER

CBWTF Plant, ADB Waste Site, Sandriya Village,
Jaipur Bye Pass Road, Parbatpura, Ajmer-305001
Office : 98297 90905, Mob. : 98297 90903
E-mail : cbwtf.ajmer@gmail.com
Website : ajmercbwtf.salespromoters.in

HEAD OFFICE : HB 67, NRI Bungalows, Koh-E-Fiza, Bhopal, M.P. Phone-0755-3090477, 09826071087

Name of Institution : अखिल भारतीय आयुर्विज्ञान संस्थान

Address : बासनी द्वितीय फेस, जोधपुर

Contact Person : 9868114423, 8003996874

Index No. : 00028

Bed Capacity : 960

Month of : JUNE 2022

DATE	NUMBER OF BAGS				QUANTITY OF WASTE (In Kg.)				SIGNATURES	
	YELLOW	RED	BLUE	WHITE	YELLOW	RED	BLUE	WHITE	S.P. Collection Staff	Institution Staff
01-6-22	30	26	9	10	289.10	285	35.50	13.60		
02-6-22	25	29	12	8	242	304	21.80	10.50		
03-6-22	32	35	14	11	283.90	373.90	35	14.70		
04-6-22	32	35	13	8	294.80	367.40	27.90	11.30		
05-6-22	27	30	10	6	280.4	350.7	22.70	8.10		
06-6-22	21	25	8	9	261	320	24.20	11		
07-6-22	28	31	15	10	273.10	347.90	24.40	21.50		
08-6-22	26	32	12	7	249	357.60	38.70	9.70		
09-6-22	28	34	11	6	278	396.50	18.20	7.90		
10-6-22	33	34	15	9	288.20	354.80	31.20	12.40		
11-6-22	37	37	12	8	352.60	372.30	20.90	11.30		
12-6-22	20	23	11	7	260	250	11.80	9		
13-6-22	37	34	10	6	360.8	362.80	17.90	9.80		
14-6-22	39	33	9	8	344.5	358.5	15.4	12.5		
15-6-22	31	34	12	10	316.10	394.80	21.90	21.30		
16-6-22	34	38	11	6	317.20	362.90	20	8.80		
17-6-22	34	30	10	12	306.50	320.70	18.40	26.30		
18-6-22	29	26	10	7	275.90	289.80	23.70	10.60		
19-6-22	27	31	5	6	251.5	279.5	12.8	6.6		
20-6-22	36	35	14	7	332.40	379.60	31	9.70		
21-6-22	30	32	6	3	301.30	360.80	18.90	9.30		
22-6-22	22	21	11	2	187.40	260.60	53	8.40		
23-6-22	31	30	9	7	310.60	361.1	15.31	11		
24-6-22	30	29	4	1	349.5	357.8	3.10	12.4		
25-6-22	39	37	5	5	411.70	539.20	14.70	14.80		
26-6-22	17	17	8	9	199.80	193.90	24.70	13.70		
27-6-22	31	27	7	6	370	350.60	21.90	14.60		
28-6-22	35	33	9	6	399.64	354.1	25.17	14		
29-6-22	25	30	7	5	230	260	15	10		
30-6-22	35	36	8	5	397.8	418.1	20.20	14.10		
31-										
Total					9016.74	10260.9	685.30	308.9		

Remarks:-



SALES PROMOTERS

JODHPUR

CBWTF Plant, Nagar Nigam Landfill Site,
Jaisalmer Road, Barli Post Office, Jodhpur -342 001
Office : 63765 83508, Mob. : 98297 90902/4
E-mail : cbwtf.jodhpur@gmail.com
Website : jodhpurcbwtf.salespromoters.in

AJMER

CBWTF Plant, ADB Waste Site, Sandriya Village,
Jaipur Bye Pass Road, Parbatpura, Ajmer-305001
Office : 98297 90905, Mob. : 98297 90903
E-mail : cbwtf.ajmer@gmail.com
Website : ajmercbwtf.salespromoters.in

HEAD OFFICE : HB 67, NRI Bungalows, Koh-E-Fiza, Bhopal, M.P. Phone-0755-3090477, 09826071087

Name of Institution : अखिल भारतीय आयुर्विज्ञान संस्थान

Address : बासनी द्वितीय फेस, जोधपुर

Contact Person : 9868114423, 8003996974

Index No.: 00028

Bed Capacity : 960

Month of : JULY 2022

DATE	NUMBER OF BAGS				QUANTITY OF WASTE (In Kg.)				SIGNATURES	
	YELLOW	RED	BLUE	WHITE	YELLOW	RED	BLUE	WHITE	S.P. Collection Staff	Institution Staff
01-7-22	35	34	9	7	373.2	356.5	14.3	7.90		
02-7-22	37	36	6	8	405.5	394.5	18.20	14		
03-7-22	35	35	6	6	366.4	344.4	19.5	9.6		Vinod Arso
04-7-22	36	38	7	7	412.2	408.5	23.40	18.50		(K) Ar
05-7-22	34	39	13	10	315	373	29.70	14.70		Vinod Arso
06-7-22	29	34	5	11	302.4	344	17.9	22.10		Vinod Arso
07-7-22	38	38	16	11	387.5	404.98	31.37	20.3		
08-7-22	25	25	7	2	222.10	238.2	21	2.30		
09-7-22	41	43	6	5	476	501.5	15.40	7.40		
10-7-22	37	39	4	10	368.2	368	12	14.8		Vinod Arso
11-7-22	40	40	12	11	452.1	468.2	26.26	30.20		Vinod Ar
12-7-22	32	49	9	11	315.6	523	20.40	16.10		Vinod Arso
13-7-22	39	39	10	8	383.4	419.8	28.7	15.3		
14-7-22	35	37	12	4	336.35	426.36	47.5	7		
15-7-22	35	35	8	15	373.5	385	28.30	19.20		
16-7-22	33	37	12	12	287.10	397.9	55.20	17.50		
17-7-22	17	27	5	2	167.40	273.90	14.40	2.50		Vinod Arso
18-7-22	32	40	12	10	188.8	383	44.6	10.4		
19-7-22	27	33	6	8	278.5	341.3	23.5	11		Vinod Arso
20-7-22	34	41	3	5	348	420.1	11.70	6.70		Vinod Ar
21-7-22	31	31	10	10	304.9	327.6	32.5	31.2		
22-7-22	34	38	13	10	299	351	30.40	14.10		Vinod Arso
23-7-22	35	37	4	4	370.9	442.7	11.5	7.6		Vinod Arso
24-7-22	30	31	6	6	275.5	287.1	13.90	18.6		Vinod Arso
25-7-22	36	36	9	9	376.60	390.60	32.50	20.60		Vinod Arso
26-7-22	24	24	2	2	252.70	240.30	7	3		Vinod Arso
27-7-22	29	44	2	3	302.4	470.3	4	4.60		Vinod Arso
28-7-22	35	38	7	5	325.4	378.8	18.500	14.300		Vinod Arso
29-7-22	40	39	7	5	418.8	406.8	25.20	10		
30-7-22	46	46	4	5	488.2	494.4	15.60	9		
31-7-22	38	25	8	8	380.90	290.90	24.90	19.50		Vinod Arso
Total										

Remarks: Total

10554.92 11855.99 714.33 42.0



SALES PROMOTERS

JODHPUR

CBWTF Plant, Nagar Nigam Landfill Site,
Jaisalmer Road, Barli Post Office, Jodhpur -342 001
Office : 63765 83508, Mob : 98297 90902/4
E-mail : cbwtf.jodhpur@gmail.com
Website : jodhpurcbwtf.salespromoters.in

AJMER

CBWTF Plant, ADB Waste Site, Sandriya Village,
Jaipur Bye Pass Road, Parbatpura, Ajmer-305001
Office : 98297 90905, Mob : 98297 90903
E-mail : cbwtf.ajmer@gmail.com
Website : ajmercbwtf.salespromoters.in

HEAD OFFICE : HB 67, NRI Bungalows, Koh-E-Fiza, Bhopal, M.P. Phone-0755-3090477, 09826071087

Name of Institution : अखिल भारतीय आयुर्विज्ञान संस्थान
Address : राजनी दिव्य पेस, जोधपुर
Contact Person : 9868114422, 8002996274 Index No.: 00028
Bed Capacity : 960 Month of : AUGUST 2022

DATE	NUMBER OF BAGS				QUANTITY OF WASTE (In Kg.)				SIGNATURES	
	YELLOW	RED	BLUE	WHITE	YELLOW	RED	BLUE	WHITE	S.P Collection Staff	Institution Staff
01-8-22	39	43	8	8	389.7	477.8	18.5	24.4	[Signature]	Vinodkumar
02-8-22	40	44	8	5	356.4	412	8	6.70	[Signature]	[Signature]
03-8-22	44	42	10	10	463.70	443.30	31.50	21.30	[Signature]	[Signature]
04-8-22	29	28	4	4	322.3	319.91	14	5.70	[Signature]	[Signature]
05-8-22	41	39	7	14	450.2	436.2	13.8	32.16	[Signature]	Vinodkumar
06-8-22	38	38	7	7	404.30	424.4	15.70	20.30	[Signature]	[Signature]
07-8-22	32	38	5	5	316	350	12.50	7.50	[Signature]	Vinodkumar
08-8-22	43	43	7	8	466.4	494.5	18.5	16.2	[Signature]	[Signature]
09-8-22	41	40	5	5	436.3	456.4	15.50	10	[Signature]	[Signature]
10-8-22	33	33	6	6	366.70	348.50	21	10	[Signature]	[Signature]
11-8-22	32	40	1	2	290.40	385.20	4	3	[Signature]	[Signature]
12-8-22	32	34	12	16	303.8	358.4	25.10	25.7	[Signature]	[Signature]
13-8-22	45	45	9	10	450.100	483.100	21	30.300	[Signature]	[Signature]
14-8-22	41	41	5	5	405	467.50	15.60	11.50	[Signature]	[Signature]
15-8-22	29	30	5	6	310.20	345	16	10.90	[Signature]	[Signature]
16-8-22	41	41	6	6	401.7	422.5	18.70	14.50	[Signature]	[Signature]
17-8-22	36	43	5	6	348	422.7	19	9	[Signature]	[Signature]
18-8-22	43	43	4	5	421.1	462.2	13.10	11.50	[Signature]	[Signature]
19-8-22	24	24	4	4	220.10	236.50	16	6	[Signature]	[Signature]
20-8-22	45	47	6	6	408.7	471.3	19.10	13	[Signature]	Vinodkumar
21-8-22	35	36	4	5	342.80	374.80	14.20	11.50	[Signature]	[Signature]
22-8-22	44	47	2	3	408.2	480.1	6.40	7	[Signature]	[Signature]
23-8-22	40	42	6	6	354.5	404.3	22.60	11	[Signature]	[Signature]
24-8-22	42	43	8	7	346	497	27	13.80	[Signature]	[Signature]
25-8-22	44	42	9	5	404.30	430	26.800	11.50	[Signature]	[Signature]
26-8-22	39	39	6	6	354.2	397	19.70	12	[Signature]	[Signature]
27-8-22	47	48	9	8	451	434	30.80	12	[Signature]	Vinodkumar
28-8-22	24	25	5	4	235.2	273.9	12.40	10.40	[Signature]	[Signature]
29-8-22	41	40	9	9	364	358	29	13.800	[Signature]	[Signature]
30-8-22	41	41	6	7	380	415	13.8	10.5	[Signature]	[Signature]
31-8-22	43	41	9	7	358.7	422.7	24.800	10.800	[Signature]	[Signature]
Total					11432.2	12684.21	434.6	560.2		

Remarks:-



SALES PROMOTERS

JODHPUR

CBWTF Plant, Nagar Nigam Landfill Site,
Jaisalmer Road, Bari Post Office, Jodhpur -342 001
Office : 63765 83508, Mob. : 98297 90902/4
E-mail : cbwtf.jodhpur@gmail.com
Website : jodhpurcbwtf.salespromoters.in

AJMER

CBWTF Plant, ADB Waste Site, Sandhya Village,
Jaipur Bypass Road, Parbatpura, Ajmer-305001
Office : 98297 90905, Mob. : 98297 90903
E-mail : cbwtf.ajmer@gmail.com
Website : ajmercbwtf.salespromoters.in

HEAD OFFICE : HB 67, NRI Bungalows, Koh-E-Fiza, Bhopal, M.P. Phone-0755-3090477, 09826071087

Name of Institution : अखिल भारतीय आयुर्विज्ञान संस्थान

Address : गामनी द्वितीय फेस, जोधपुर

Contact Person : 9868114423 8003996874 Index No. : 00028

Bed Capacity : 960 Month of : SEPTEMBER 2022

DATE	NUMBER OF BAGS				QUANTITY OF WASTE (In Kg.)				SIGNATURES	
	YELLOW	RED	BLUE	WHITE	YELLOW	RED	BLUE	WHITE	S.P. Collection Staff	Institution Staff
01-9-22	40	39	17	11	372.7	390	31.60	14.50		
02-9-22	37	36	14	7	356.4	381	24.40	9		
03-9-22	38	39	13	8	371.8	402	25.90	11.10		
04-9-22	30	28	10	7	210.5	180	13.1	8		Vinod...
05-9-22	33	27	14	8	378	402	31.70	10.20		
06-9-22	37	40	12	12	366.4	381.8	36.20	18		Vinod...
07-9-22	37	37	19	4	379.6	388	42.30	17.20		
08-9-22	40	39	15	5	369	389	32.90	7		
09-9-22	36	35	7	7	340	368.3	10.5	15.8		
10-9-22	38	36	11	3	377.5	367	27.30	4.20		
11-9-22	36	35	7	8	340	323.5	23.6	12		Vinod...
12-9-22	40	39	12	6	397	398	31.90	8.20		
13-9-22	38	38	12	5	362	367	33.10	7.10		
14-9-22	38	42	12	7	359.7	397	31	9.60		
15-9-22	41	40	12	6	369.9	368	29.60	8.00		
16-9-22	37	42	11	7	354.5	408.5	32.1	9.90		
17-9-22	35	37	10	3	318.5	353.2	25.20	4.40		
18-9-22	28	30	9	7	280.5	300.2	14.1	9		Vinod...
19-9-22	39	40	12	5	378	396	32.80	7		
20-9-22	38	41	14	7	392.5	419.5	39.80	10		
21-9-22	37	39	10	6	348.6	388.2	28	8.50		
22-9-22	38	37	11	6	364	384.3	29.20	8.60		
23-9-22	39	42	10	7	362	399.8	24.80	9.80		
24-9-22	38	40	7	2	333.5	380.4	15.70	2.90		
25-9-22	26	25	4	5	254.80	306.30	10.30	7.50		
26-9-22	33	36	7	3	325.5	357.8	18.60	4.20		
27-9-22	38	38	13	4	362.7	391.7	34.60	6		
28-9-22	38	43	12	4	363	406.1	26.80	5.70		
29-9-22	40	42	10	6	367.1	401.1	27.70	8.50		
30-9-22	39	40	12	6	374.4	388.5	29.50	8.70		
31-										
Total					10520.1	11187.2	814.3	275.1		

Remarks: _____



SALES PROMOTERS

JODHPUR

CBWTF Plant, Nagar Nigam Landfill Site,
Jaisalmer Road, Barli Post Office, Jodhpur -342 001
Office : 63765 83508, Mob. : 98297 90902/4
E-mail : cbwtf.jodhpur@gmail.com
Website : jodhpurcbwtf.salespromoters.in

AJMER

CBWTF Plant, ADB Waste Site, Sandriya Village,
Jaipur Bye Pass Road, Parbatpura, Ajmer-305001
Office : 98297 90905, Mob. : 98297 90903
E-mail : cbwtf.ajmer@gmail.com
Website : ajmercbwtf.salespromoters.in

HEAD OFFICE : HB 67, NRI Bungalows, Koh-E-Fiza, Bhopal, M.P. Phone-0755-3090477, 09826071087

Name of Institution : अखिल भारतीय आयुर्विज्ञान संस्थान

Address : वागरी टिनीय पेठ, जोधपुर

Contact Person : 9868114423, 8003996374 Index No. : 00029

Bed Capacity : 960 Month of : OCTOBER 2022

DATE	NUMBER OF BAGS				QUANTITY OF WASTE (In Kg.)				SIGNATURES	
	YELLOW	RED	BLUE	WHITE	YELLOW	RED	BLUE	WHITE	S.P. Collection Staff	Institution Staff
01-10-22	41	44	9	9	409.3	434.1	13.20	27.10	[Signature]	[Signature]
02-10-22	34	35	3	4	318.30	320.50	7.60	13.10	[Signature]	[Signature]
03-10-22	29	29	7	9	295.30	338.20	20.80	13.50	[Signature]	[Signature]
04-10-22	40	39	7	9	344.2	348.9	18.10	12.40	[Signature]	[Signature]
05-10-22	40	42	5	9	382.4	394	13.70	13.20	[Signature]	[Signature]
06-10-22	32	32	4	6	301.900	338.600	10.500	9	[Signature]	[Signature]
07-10-22	39	42	8	8	349	375	23.50	10.80	[Signature]	Vinodaro
08-10-22	41	41	8	8	392	391	22.80	18.80	[Signature]	Vinodaro
09-10-22	40	41	3	7	366.30	389	9.10	9.90	[Signature]	Vinodaro
10-10-22	43	43	9	13	396.2	386.2	31.55	29.9	[Signature]	[Signature]
11-10-22	42	43	7	8	403.9	393.7	19	11.40	[Signature]	Vinodaro
12-10-22	45	43	6	7	394.4	372.5	15.50	10.20	[Signature]	Vinodaro
13-10-22	38	38	11	4	370.5	398.5	23.80	5.90	[Signature]	[Signature]
14-10-22	37	39	7	7	376.6	347.3	26.70	10.50	[Signature]	Vinodaro
15-10-22	43	44	12	10	374	418.8	24.50	21	[Signature]	Vinodaro
16-10-22	44	46	11	8	353.8	376.6	23	12	[Signature]	Vinodaro
17-10-22	41	42	7	7	293.7	289	19.90	9.60	[Signature]	Vinodaro
18-10-22	40	42	7	7	336.5	348.2	22.20	9.60	[Signature]	Vinodaro
19-10-22	42	42	5	6	354.70	345.10	15.50	8.10	[Signature]	Vinodaro
20-10-22	47	47	7	9	390	380.7	19.60	12	[Signature]	Vinodaro
21-10-22	47	46	7	9	453.1	399.9	21.50	13.83	[Signature]	Vinodaro
22-10-22	34	28	3	4	320	280	6.40	5.70	[Signature]	Vinodaro
23-10-22	28	25	5	3	241.5	234.70	10	8	[Signature]	[Signature]
24-10-22	27	26	4	3	250.6	291	5	7	[Signature]	[Signature]
25-10-22	19	23	1	1	130.30	204.40	1.50	2.10	[Signature]	[Signature]
26-10-22	26	30	4	7	277	310.70	6.30	21.50	[Signature]	[Signature]
27-10-22	35	35	4	6	346.30	386.30	16.70	9	[Signature]	[Signature]
28-10-22	42	42	6	7	350	320	10.30	21	[Signature]	[Signature]
29-10-22	42	40	6	6	322.20	304	18	8.80	[Signature]	Vinodaro
30-10-22	33	33	5	6	310	298	15.50	9	[Signature]	Vinodaro
31-10-22	38	40	11	5	362.5	403.5	28.80	8.70	[Signature]	Vinodaro
Total					10507.5	10716.4	525.20	382.63		Vinodaro

Remarks: _____



SALES PROMOTERS

JODHPUR

CBWTF Plant, Nagar Nigam Landfill Site,
Jaisalmer Road, Barli Post Office, Jodhpur -342 001
Office : 63765 83508, Mob : 98297 90902/4
E-mail : cbwtf.jodhpur@gmail.com
Website : jodhpurcbwtf.salespromoters.in

AJMER

CBWTF Plant, ADB Waste Site, Sandriya Village,
Jaipur Bye Pass Road, Parbatpura, Ajmer-305001
Office : 98297 90905, Mob : 98297 90903
E-mail : cbwtf.ajmer@gmail.com
Website : ajmercbwtf.salespromoters.in

HEAD OFFICE : HB 67, NRI Bungalows, Koh-E-Fiza, Bhopal, M.P. Phone-0755-3090477, 09826071087

Name of Institution : अखिल भारतीय आयुर्विज्ञान संस्थान

Address : रामजी द्वितीय पेस, जोधपुर

Contact Person : 9860114427 8003996674

Index No.: 00028

Bed Capacity : 360

Month of : NOVEMBER 2022

DATE	NUMBER OF BAGS				QUANTITY OF WASTE (In Kg.)				SIGNATURES	
	YELLOW	RED	BLUE	WHITE	YELLOW	RED	BLUE	WHITE	S.P. Collection Staff	Institution Staff
01-11-22	29	27	8	7	300	204	12	10	[Signature]	Vinod An
02-11-22	33	38	5	5	361.5	396.5	14.40	7.50	[Signature]	Vinod An
03-11-22	41	40	7	6	370.9	404.3	19.2	9	[Signature]	[Signature]
04-11-22	41	40	6	7	353	362	21	10.50	[Signature]	Vinod An
05-11-22	21	21	4	4	222.8	240	12.100	6	[Signature]	Vinod An
06-11-22	33	35	4	6	310.8	353.6	11	8.50	[Signature]	Vinod An
07-11-22	32	33	6	6	310.4	348.4	16	9	[Signature]	Vinod An
08-11-22	38	38	6	7	310	315	23	10.30	[Signature]	Vinod An
09-11-22	38	39	7	7	327	312.20	24.40	10.50	[Signature]	Vinod An
10-11-22	41	41	9	9	358	337	35.400	13.20	[Signature]	Vinod An
11-11-22	60	52	14	9	526	471	48	11.9	[Signature]	Vinod An
12-11-22	41	41	9	9	358	337	35.40	13.20	[Signature]	Vinod An
13-11-22	32	24	6	6	204	212	20	8.70	[Signature]	Vinod An
14-11-22	30	32	7	6	299	310.2	31.10	11	[Signature]	Vinod An
15-11-22	37	37	6	6	323	315	20	9	[Signature]	Vinod An
16-	39	38	8	6	356.2	368.3	23.6	9	[Signature]	[Signature]
17-	37	34	10	6	382.3	365	31.1	9.5	[Signature]	[Signature]
18-	40	39	7	5	357.6	382.8	10.500	16	[Signature]	[Signature]
19-	35	34	6	7	373	337.5	9	21.6	[Signature]	[Signature]
20-	30	30	4	4	293.6	320.2	12.3	6	[Signature]	[Signature]
21-	33	37	5	5	298.7	362.8	16.1	7.8	[Signature]	[Signature]
22-	37	39	5	3	319.5	403.5	7.5	8.4	[Signature]	[Signature]
23-	40	43	9	7	354.8	434.6	34.6	10.5	[Signature]	[Signature]
24-	33	33	9	4	312.3	354.5	19.5	12.6	[Signature]	[Signature]
25-	40	38	6	6	359.2	384.4	9	16	[Signature]	[Signature]
26-	39	39	11	10	360.5	392.8	16.500	28.6	[Signature]	[Signature]
27-	30	32	5	8	246	272	18	12	[Signature]	[Signature]
28-	40	40	10	10	360	353	25.35	15	[Signature]	[Signature]
29-	35	44	10	7	336	428.4	32.900	10.5	[Signature]	[Signature]
30-			7	10	382	406	21.3	15	[Signature]	[Signature]
31-										
Total					10036.8	10486.6	633.9	346.8		

Remarks:-



SALES PROMOTERS

JODHPUR

CBWTF Plant, Nagar Nigam Landfill Site,
Jaisalmer Road, Barli Post Office, Jodhpur -342 001
Office : 63765 83508, Mob: 98297 90902/4
E-mail : cbwtf.jodhpur@gmail.com
Website : jodhpurcbwtf.salespromoters.in

AJMER

CBWTF Plant, ADB Waste Site, Sandriya Village,
Jaipur Bye Pass Road, Parbatpura, Ajmer-305001
Office : 98297 90905, Mob : 98297 90903
E-mail : cbwtf.ajmer@gmail.com
Website : ajmercbwtf.salespromoters.in

HEAD OFFICE : HB 67, NRI Bungalows, Koh-E-Fiza, Bhopal, M.P. Phone-0755-3090477, 09826071087

Name of Institution : अखिल भारतीय आयुर्विज्ञान संस्थान

Address : राज्यी दिव्य पेठ, जोधपुर

Contact Person : 9868114423, 8002996874

Index No. : 00028

Bed Capacity : 960


Month of : DECEMBER 2022

DATE	NUMBER OF BAGS				QUANTITY OF WASTE (In Kg.)				SIGNATURES	
	YELLOW	RED	BLUE	WHITE	YELLOW	RED	BLUE	WHITE	S.P. Collection Staff	Institution Staff
01-12-22	38	38	10	7	364.5	390	26.70	9.70	[Signature]	Vinod An
02-12-22	33	32	6	7	289	287	16	9.70	[Signature]	Vinod An
03-12-22	32	32	4	5	322	346.7	12.90	7.05	[Signature]	Vinod An
04-12-22	37	36	5	8	343.80	373.4	14.4	12	[Signature]	Vinod An
05-12-22	37	39	10	10	316	310.2	39	14.10	[Signature]	Vinod An
06-12-22	36	37	3	3	308	325	12	3.90	[Signature]	Vinod An
07-12-22	40	42	9	12	374.2	431.6	24.8	18	[Signature]	[Signature]
08-12-22	39	38	9	12	357.3	369.8	36.70	12.90	[Signature]	[Signature]
09-12-22	37	39	9	10	342.2	410.7	35.7	15	[Signature]	[Signature]
10-12-22	40	41	10	10	392.8	428.4	33.10	15	[Signature]	[Signature]
11-12-22	33	31	3	5	285.8	275.7	7.6	7.10	[Signature]	[Signature]
12-12-22	36	36	7	11	347.100	371.100	18.200	16.500	[Signature]	[Signature]
13-12-22	39	40	9	9	334	337	42	11.7	[Signature]	Vinod An
14-12-22	40	41	8	10	382.6	426.1	26.20	15	[Signature]	[Signature]
15-12-22	38	39	10	11	337.30	373.80	28.40	16.50	[Signature]	[Signature]
16-12-22	42	42	8	8	363	398	31	12	[Signature]	[Signature]
17-12-22	40	40	9	11	338.70	415.20	23.80	17.80	[Signature]	[Signature]
18-12-22	37	37	6	8	311	304	32	11.70	[Signature]	Vinod An
19-12-22	35	37	7	8	305	309	27	11.40	[Signature]	[Signature]
20-12-22	38	38	9	7	293	324	33.20	9	[Signature]	[Signature]
21-12-22	37	37	7	7	301	311	27	9.60	[Signature]	[Signature]
22-12-22	42	42	8	7	374.90	384.30	40	10.20	[Signature]	[Signature]
23-12-22	33	32	6	7	327.20	340.2	25.40	10.50	[Signature]	[Signature]
24-12-22	35	34	5	5	275	273	17.50	6.30	[Signature]	[Signature]
25-12-22	40	40	10	8	394.9	401.4	15	23.4	[Signature]	[Signature]
26-12-22	41	37	9	8	434.5	389.8	13.5	25.1	[Signature]	[Signature]
27-12-22	43	43	6	8	416	437	15.7	12	[Signature]	[Signature]
28-12-22	40	40	9	10	392.1	403.4	39.5	15	[Signature]	[Signature]
29-12-22	32	32	8	8	315.20	355	29.70	12	[Signature]	[Signature]
30-12-22	39	39	8	8	305	297	27	11.70	[Signature]	Vinod An
31-12-22	33	31	7	7	216.20	208	23.10	10.30	[Signature]	Vinod An
Total					105093	11007	794.1	392.6		

Remarks: _____

DETAILS OF GENERAL WASTE AT AIIMS, JODHPUR
Month of Jan. 2022

Date	Weight in kgs.
1	2210
2	1490
3	2370
4	3000
5	×
6	3100
7	2100
8	2140
9	2390
10	2370
11	2640
12	2190
13	1980
14	2390
15	2750
16	×
17	2600
18	1780
19	2300
20	2180
21	1480
22	1630
23	×
24	3080
25	2520
26	×
27	3040
28	×
29	2970
30	×
31	×
Total	56700 kgs




Laxman Ram

Record clerk

Aiims jodhpur

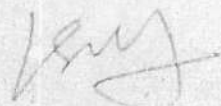
DETAILS OF GENERAL WASTE AT AIIMS, JODHPUR
Month offeb.....2022

Date	Weight In KGS.
1	2570
2	3760
3	4050
4	X
5	3600
6	X
7	2640
8	2750
9	2950
10	2620
11	3890
12	3170
13	1910
14	1820
15	2140
16	2870
17	X
18	X
19	3870
20	2960
21	3940
22	3270
23	2680
24	2710
25	2900
26	2610
27	2810
28	2500
29	—
30	—
31	—
Total	70990 KGS.


Laxman Ram
Record clerk
Aims jodhpur

DETAILS OF GENERAL WASTE AT AIIMS, JODHPUR
 Month of MARCH 2022

Date	Weight in kgs.	
	DRY WASTE	WET WASTE
1	✓	✓
2	1120	
3	980	1440
4	1100	700
5	✓	700
6	✓	✓
7	810	✓
8	410	1080
9	510	940
10	✓	1110
11	520	1060
12	1570	690
13	1320	1920
14	1170	1540
15	1830	1520
16	1650	2200
17	1330	1770
18	✓	1430
19	1610	✓
20	950	1730
21	1230	1430
22	1270	1300
23	1310	1320
24	1400	1360
25	1050	1420
26	1350	1390
27	880	1420
28	1490	970
29	1420	1490
30	860	1520
31	✓	1540
Total	29140 KGS.	34990KGS
G.TOTAL	64130 KGS.	



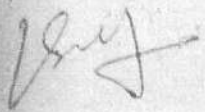
Laxman Ram

Record clerk

Aiims jodhpur

DETAILS OF GENERAL WASTE AT AIIMS, JODHPUR
 Month of April..... 2022

Date	Weight in kgs.	
	DRY WASTE	WET WASTE
1	—	—
2	1530	1880
3	1020	1550
4	1300	1610
5	—	—
6	—	—
7	900	1700
8	2410	2970
9	1500	2010
10	1440	2220
11	1090	1210
12	1380	2390
13	970	1860
14	—	—
15	1200	2290
16	940	1310
17	890	1700
18	1570	1710
19	1170	1240
20	—	—
21	1380	1730
22	1470	2510
23	1260	1900
24	—	—
25	1780	2440
26	1750	1410
27	1410	1990
28	1610	1900
29	2030	2220
30	1740	3250
31		
Total	33740	47000
G.TOTAL	80740 KGS.	



Laxman Ram

Record clerk

AIIMS Jodhpur

DETAILS OF GENERAL WASTE AT AIIMS, JODHPUR

Month ofMay2022

Date	Weight in kgs.	
	DRY WASTE	WET WASTE
1		
2	1010	2020
3	1210	2370
4	-	-
5	-	-
6	1370	1910
7	1250	1390
8	-	-
9	-	-
10	1360	2200
11	1730	2010
12	1310	1450
13	1330	2020
14	1400	2590
15	1440	1650
16	1520	1610
17	-	-
18	-	-
19	1430	1460
20	1410	1710
21	1220	1340
22	-	-
23	1830	1830
24	1310	1320
25	1470	1670
26	740	1380
27	1450	1710
28	1140	1430
29	-	-
30	1410	1620
31	1330	1360
Total	29670 kgs	38050 kgs
G.TOTAL	67720 kgs	



Laxman Ram

Record clerk

Aiiims jodhpur

DETAILS OF GENERAL WASTE AT AIIMS, JODHPUR

Month ofjune.....2022

Date	Weight in kgs.	
	DRY WASTE	WET WASTE
1	970	1280
2	1060	1880
3	900	1270
4	—	—
5	—	—
6	1600	1770
7	1070	2100
8	1300	1300
9	1250	1620
10	1070	1830
11	1260	2540
12	—	—
13	1570	1660
14	1460	1470
15	1530	2210
16	1000	1620
17	1600	2390
18	1540	2100
19	—	—
20	1360	2450
21	1520	1530
22	900	1680
23	1930	4180
24	1440	1520
25	1520	1530
26	—	—
27	1310	2080
28	860	1830
29	1430	1440
30	1300	1850
31		
Total	32750	47130
G.TOTAL	79880 kgs	



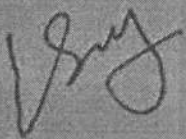
Laxman Ram

Record clerk

Aiims Jodhpur

DETAILS OF GENERAL WASTE AT AIIMS, JODHPUR
 Month ofJULY2022

Date	Weight in kgs.	
	DRY WASTE	WET WASTE
1	1500	1480
2	1170	950
3	*	*
4	2720	1330
5	2650	1460
6	1390	2120
7	*	*
8	*	*
9	1260	1130
10	*	*
11	3640	2110
12	2700	3660
13	5420	2570
14	1420	1400
15	1540	1380
16	690	1400
17	*	*
18	1300	1610
19	1840	1970
20	1210	1290
21	*	*
22	1070	1920
23	1580	1790
24	1390	1580
25	750	1260
26	*	*
27	1160	1980
28	1430	1470
29	940	1530
30	1470	1530
31	990	1100
Total	41230 kgs.	40020 kgs.
G.TOTAL	81250 kgs.	

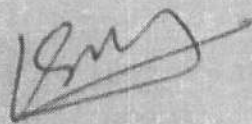


Laxman Ram

Record clerk

DETAILS OF GENERAL WASTE AT AHMS, JODHPUR
 Month ofAUG.....2022

Date	Weight in kgs.	
	DRY WASTE	WET WASTE
1	1000	1280
2	940	1710
3	940	1180
4	1040	1460
5	1170	1440
6	1130	1180
7	1150	1400
8	870	1120
9	1650	1710
10	x	x
11	x	x
12	1190	1350
13	2100	2170
14	x	x
15	x	x
16	1490	6950
17	1250	1590
18	2030	2290
19	1340	1870
20	810	1250
21	x	x
22	480	1800
23	1650	2280
24	x	x
25	2230	2430
26	x	x
27	x	x
28	2820	3900
29	1140	2170
30	2320	4040
31	x	x
Total	30740 KG	46500 KG
G.TOTAL	77240 KGS	



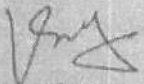
Laxman Ram

R.C.
 AHMS - JODHPUR

DETAILS OF GENERAL WASTE AT AIIMS, JODHPUR

Month of SEP 2022

Date	Weight in kgs.	
	DRY WASTE	WET WASTE
1	2690	
2		2740
3	2570	
4		
5		3980
6	1810	
7		3060
8		3250
9	2680	
10		3090
11		
12	2580	
13	1600	1710
14	1340	1510
15	2240	
16	1220	1610
17	1270	1690
18	1160	1400
19	1020	1460
20	640	2060
21	1310	1540
22	800	1110
23	650	1890
24	780	1550
25		
26	1370	2010
27		2640
28	630	2160
29	1120	1570
30		3040
31		
Total	28790 KG	45070 KG
G.TOTAL	71860 KGS.	


 Axman Ram
 Record clerk
 Aims jodhpur

DETAILS OF GENERAL WASTE AT AIIMS, JODHPUR

Month of October 2022

Date	Weight in kgs.	
	DRY WASTE	WET WASTE
1	960	1500
2		
3	1310	1630
4	1030	1260
5	1160	1480
6	1500	1520
7	1330	1380
8	1390	1450
9		
10	1010	2040
11	1300	1670
12	1430	2230
13	770	1400
14	1250	1310
15	1020	1750
16	220	1300
17	750	1310
18	760	1630
19	1320	
20	1160	1360
21	1300	1510
22	820	1030
23		1100
24	900	1530
25		
26		
27	1430	1450
28	1520	1630
29	1400	1500
30		
31	2430	2680
Total	29470	38650
G.TOTAL	68120	

Laxman Ram
Record clerk
Aims jodhpur

DETAILS OF GENERAL WASTE AT AIIMS, JODHPUR

Month ofNov.....2022

Date	Weight in kgs.	
	DRY WASTE	WET WASTE
1	1070	1190
2	1230	1500
3	520	1090
4	—	—
5	1290	1560
6	650	1740
7	—	—
8	1100	1750
9	1240	1380
10	1150	1330
11	930	1490
12	1270	1430
13	1960	2330
14	1190	1900
15	2350	2430
16	1150	1570
17	1080	1320
18	1220	1400
19	1030	1740
20	—	—
21	1860	1970
22	1550	1590
23	1540	2000
24	1540	1960
25	—	—
26	1250	1990
27	1210	1280
28	1600	1800
29	1100	1200
30	1360	1650
31	—	—
Total	33440	42590
G.TOTAL	76030kgs.	



Laxman Ram

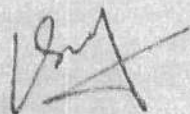
Record clerk

Aiims Jodhpur

DETAILS OF GENERAL WASTE AT AIIMS, JODHPUR

Month of December 2022

Date	Weight in kgs.	
	DRY WASTE	WET WASTE
1	930	1310
2	1300	1300
3	900	2400
4	-	-
5	-	-
6	2130	2330
7	2260	3900
8	1730	2000
9	1300	-
10	1930	2440
11	-	-
12	1110	1200
13	2030	2710
14	1390	2650
15	960	1800
16	1170	1560
17	-	-
18	-	-
19	910	2060
20	1200	1660
21	1380	1620
22	1760	2030
23	-	-
24	1440	1930
25	-	-
26	2090	2130
27	1160	1760
28	1420	1610
29	1560	1860
30	-	-
31	1920	2820
Total	33980 kgs	45080 kgs
G.TOTAL	79060 kgs	



Laxman Ram

Record clerk

Aiims Jodhpur

SLUDGE DISCHARGE REPORT 2022 (STP)

S. No.	Month	Sludge discharge in per month (STP)
1	January	28 kg.
2	February	30 kg.
3	March	35 kg.
4	April	34 kg.
5	May	32 kg.
6	June	30 kg.
7	July	32 kg.
8	August	35 kg.
9	September	32 kg.
10	October	32 kg.
11	November	35 kg.
12	December	35 kg.


Manish Gaur
Sagar Technochem
Jaipur

Sl. No.	WATER DISCHARGE READING	TOTAL DIS. m ³ /day	Remarks
01/01	21866 - 22189	323 m ³ /d	
02/01	22189 - 22516	327 m ³ /d	
03/01	22516 - 22848	332 m ³ /d	
04/01	22848 - 23175	327 m ³ /d	
05/01	23175 - 23503	328 m ³ /d	
06/01	23503 - 23864	348 m ³ /d	
07/01	23864 - 24204	341 m ³ /d	
08/01	24204 - 24543	340 m ³ /d	
09/01	24543 - 24882	339 m ³ /d	
10/01	24882 - 25212	330 m ³ /d	
11/01	25212 - 25548	336 m ³ /d	
12/01	25548 - 25870	322 m ³ /d	
13/01	25870 - 26196	326 m ³ /d	
14/01	26196 - 26533	337 m ³ /d	
15/01	26533 - 26873	340 m ³ /d	
16/01	26873 - 27220	347 m ³ /d	
17/01	27220 - 27565	345 m ³ /d	
18/01	27565 - 27890	325 m ³ /d	
19/01	27890 - 28218	328 m ³ /d	
20/01	28218 - 28547	329 m ³ /d	
21/01	28547 - 28878	331 m ³ /d	
22/01	28878 - 29213	335 m ³ /d	
23/01	29213 - 29550	337 m ³ /d	
24/01	29550 - 29880	330 m ³ /d	
25/01	29880 - 30201	321 m ³ /d	
26/01	30201 - 30525	324 m ³ /d	
27/01	30525 - 30854	329 m ³ /d	
28/01	30854 - 31196	342 m ³ /d	
29/01	31196 - 31537	341 m ³ /d	
30/01	31537 - 31872	335 m ³ /d	
31/01	31872 - 32205	333 m ³ /d	

Total Discharge = 10338 / month.
 total Sludge Discharge = 25 to 28 kg.

FEBRUARY - 2022

Date	SR. No.	WATER DISCHARGE READING	Total Dis. m ³ /day	Remark
01/02/2022		32205 - 32570	365 m ³ /d	
02/02		32570 - 32932	362 m ³ /d	
03/02		32932 - 33302	370 m ³ /d	
04/02		33302 - 33668	366 m ³ /d	
05/02		33668 - 34037	369 m ³ /d	
06/02		34037 - 34405	372 m ³ /d	
07/02		34405 - 34773	370 m ³ /d	
08/02		34773 - 35142	363 m ³ /d	
09/02		35142 - 35510	368 m ³ /d	
10/02		35510 - 35879	369 m ³ /d	
11/02		35879 - 36253	374 m ³ /d	
12/02		36253 - 36624	371 m ³ /d	
13/02		36624 - 36997	373 m ³ /d	
14/02		36997 - 37367	370 m ³ /d	
15/02		37367 - 37742	375 m ³ /d	
16/02		37742 - 38114	372 m ³ /d	
17/02		38114 - 38487	373 m ³ /d	
18/02		38487 - 38857	370 m ³ /d	
19/02		38857 - 39228	371 m ³ /d	
20/02		39228 - 39596	368 m ³ /d	
21/02		39596 - 39969	373 m ³ /d	
22/02		39969 - 40339	370 m ³ /d	
23/02		40339 - 40708	369 m ³ /d	
24/02		40708 - 41082	374 m ³ /d	
25/02		41082 - 41453	371 m ³ /d	
26/02		41453 - 41831	378 m ³ /d	
27/02		41831 - 42206	375 m ³ /d	
28/02		42206 - 42577	371 m ³ /d	

Total Discharge - 10372 m³/month

TOTAL Sludge Discharge - 29630

MARCH - 2022

DATE	WATER Discharge Reading	Total Dis M ³ /day	Remarks
01/03/22	42577 - 42950	373 m ³ /d	
02/03	42950 - 43320	370 m ³ /d	
03/03	43320 - 43694	374 m ³ /d	
04/03	43694 - 44065	371 m ³ /d	
05/03	44065 - 44433	368 m ³ /d	
06/03	44433 - 44805	372 m ³ /d	
07/03	44805 - 45179	374 m ³ /d	
08/03	45179 - 45550	371 m ³ /d	
09/03	45550 - 45919	369 m ³ /d	
10/03	45919 - 46292	373 m ³ /d	
11/03	46292 - 46662	370 m ³ /d	
12/03	46662 - 47036	374 m ³ /d	
13/03	47036 - 47407	371 m ³ /d	
14/03	47407 - 47774	367 m ³ /d	
15/03	47774 - 48139	365 m ³ /d	
16/03	48139 - 48508	369 m ³ /d	
17/03	48508 - 48880	372 m ³ /d	
18/03	48880 - 49255	375 m ³ /d	
19/03	49255 - 49628	373 m ³ /d	
20/03	49628 - 49998	370 m ³ /d	
21/03	49998 - 50364	366 m ³ /d	
22/03	50364 - 50735	371 m ³ /d	
23/03	50735 - 51104	369 m ³ /d	
24/03	51104 - 51476	372 m ³ /d	
25/03	51476 - 51851	375 m ³ /d	
26/03	51851 - 52229	378 m ³ /d	
27/03	52229 - 52603	374 m ³ /d	
28/03	52603 - 52975	372 m ³ /d	
29/03	52975 - 53343	368 m ³ /d	
30/03	53343 - 53713	370 m ³ /d	
31/03	53713 - 54087	374 m ³ /d	
TOTAL DISCHARGE -		11510 m ³ /month	

TOTAL SLUDGE DISCHARGE → 32 to 35 Kg

APRIL - 2022

Date	WATER DISCHARGE RECORD	Total Dis. m ³ /day	REMARK
01/04/2022	54087 - 54443	356 m ³ /d	
02/04	54443 - 54813	370 m ³ /d	
03/04	54813 - 55178	365 m ³ /d	
04/04	55178 - 55541	363 m ³ /d	
05/04	55541 - 55904	363 m ³ /d	
06/04	55904 - 56263	359 m ³ /d	
07/04	56263 - 56632	369 m ³ /d	
08/04	56632 - 57000	368 m ³ /d	
09/04	57000 - 57373	373 m ³ /d	
10/04	57373 - 57744	371 m ³ /d	
11/04	57744 - 58111	367 m ³ /d	
12/04	58111 - 58485	374 m ³ /d	
13/04	58485 - 58855	370 m ³ /d	
14/04	58855 - 59227	372 m ³ /d	
15/04	59227 - 59605	378 m ³ /d	
16/04	59605 - 59974	369 m ³ /d	
17/04	59974 - 60345	371 m ³ /d	
18/04	60345 - 60718	373 m ³ /d	
19/04	60718 - 61093	375 m ³ /d	
20/04	61093 - 61467	374 m ³ /d	
21/04	61467 - 61846	373 m ³ /d	
22/04	61846 - 62223	377 m ³ /d	
23/04	62223 - 62592	369 m ³ /d	
24/04	62592 - 62967	375 m ³ /d	
25/04	62967 - 63338	371 m ³ /d	
26/04	63338 - 63714	376 m ³ /d	
27/04	63714 - 64088	374 m ³ /d	
28/04	64088 - 64460	372 m ³ /d	
29/04	64460 - 64840	380 m ³ /d	
30/04	64840 - 65213	373 m ³ /d	

Total Discharge → 11,132

Total Sludge Dis. 32 to 34 kg

Date S.R. NO	Water Discharge Reading	Total Dis. m ³ /day	Remarks
01/08/22	99338 - 99747	409 m ³ /d	
02/08	99747 - 146	399 m ³ /d	
03/08	146 - 549	403 m ³ /d	
04/08	549 - 959	410 m ³ /d	
05/08	959 - 1366	406 m ³ /d	
06/08	1366 - 1767	401 m ³ /d	
07/08	1767 - 2182	415 m ³ /d	
08/08	2182 - 2580	398 m ³ /d	
09/08	2580 - 2984	404 m ³ /d	
10/08	2984 - 3395	411 m ³ /d	
11/08	3395 - 3803	408 m ³ /d	
12/08	3803 - 4206	403 m ³ /d	
13/08	4206 - 4606	400 m ³ /d	
14/08	4606 - 5016	410 m ³ /d	
15/08	5016 - 5418	402 m ³ /d	
16/08	5418 - 5831	413 m ³ /d	
17/08	5831 - 6249	418 m ³ /d	
18/08	6249 - 6660	411 m ³ /d	
19/08	6660 - 7065	405 m ³ /d	
20/08	7065 - 7466	401 m ³ /d	
21/08	7466 - 7885	419 m ³ /d	
22/08	7885 - 8298	413 m ³ /d	
23/08	8298 - 8714	416 m ³ /d	
24/08	8714 - 9128	414 m ³ /d	
25/08	9128 - 9546	418 m ³ /d	
26/08	9546 - 9963	417 m ³ /d	
27/08	9963 - 10374	411 m ³ /d	
28/08	10374 - 10790	416 m ³ /d	
29/08	10790 - 11205	415 m ³ /d	
30/08	11205 - 11604	399 m ³ /d	
31/08	11604 - 12023	419 m ³ /d	

Total Discharge - 12685 m³/month

MAY - 2022

Date	SR. No.	WATER DISCHARGE READING	Total Dis. M ³ /day	Remark.
01/05		65219 - 65590	371	
02/05		65590 - 65959	369	
03/05		65959 - 66334	375	
04/05		66334 - 66706	372	
05/05		66706 - 67076	370	
06/05		67076 - 67441	365	
07/05		67441 - 67818	377	
08/05		67818 - 68189	371	
09/05		68189 - 68568	379	
10/05		68568 - 68938	370	
11/05		68938 - 69310	372	
12/05		69310 - 69690	380	
13/05		69690 - 70059	369	
14/05		70059 - 70434	375	
15/05		70434 - 70808	374	
16/05		70808 - 71178	370	
17/05		71178 - 71554	376	
18/05		71554 - 71931	377	
19/05		71931 - 72310	379	
20/05		72310 - 72682	372	
21/05		72682 - 73059	377	
22/05		73059 - 73428	369	
23/05		73428 - 73801	373	
24/05		73801 - 74178	377	
25/05		74178 - 74549	371	
26/05		74549 - 74919	370	
27/05		74919 - 75298	379	
28/05		75298 - 75668	370	
29/05		75668 - 76043	375	
30/05		76043 - 76414	371	
31/05		76414 - 76790	376	

Total Discharge = 11571 m³/month
 Total Sludge Discharge = 30 to 32 kg

JUNE - 2022

Date	Water Discharge Reading	Total Dis. m ³ /day	Remark
01/06/2022	76790 - 77161	371 m ³ /d	
02/06	77161 - 77527	366 m ³ /d	
03/06	77527 - 77897	370 m ³ /d	
04/06	77897 - 78262	365 m ³ /d	
05/06	78262 - 78634	372 m ³ /d	
06/06	78634 - 79009	375 m ³ /d	
07/06	79009 - 79377	368 m ³ /d	
08/06	79377 - 79747	370 m ³ /d	
09/06	79747 - 80120	373 m ³ /d	
10/06	80120 - 80489	369 m ³ /d	
11/06	80489 - 80856	367 m ³ /d	
12/06	80856 - 81227	371 m ³ /d	
13/06	81227 - 81596	369 m ³ /d	
14/06	81596 - 81969	373 m ³ /d	
15/06	81969 - 82346	377 m ³ /d	
16/06	82346 - 82712	366 m ³ /d	
17/06	82712 - 83081	369 m ³ /d	
18/06	83081 - 83452	371 m ³ /d	
19/06	83452 - 83452	0	
20/06	83452 - 83452	0	M&R
21/06	83452 - 83829	377 m ³ /d	Cleaning
22/06	83829 - 84209	380 m ³ /d	
23/06	84209 - 84587	378 m ³ /d	
24/06	84587 - 84969	382 m ³ /d	
25/06	84969 - 85348	379 m ³ /d	
26/06	85348 - 85729	381 m ³ /d	
27/06	85729 - 86111	382 m ³ /d	
28/06	86111 - 86489	378 m ³ /d	
29/06	86489 - 86869	380 m ³ /d	
30/06	86869 - 87251	382 m ³ /d	
Total discharge -		10461 m ³ /month	
Total sludge discharge -		28.7 to 30 kg	

JULY-2022

Date S.R. No.	Water Discharge Reading	Total Dis. m ³ /day	Remark
01/07/22	87251 - 87636	385 m ³ /d	
02/07	87636 - 88022	386 m ³ /d	
03/07	88022 - 88406	384 m ³ /d	
04/07	88406 - 88793	387 m ³ /d	
05/07	88793 - 89182	389 m ³ /d	
06/07	89182 - 89562	380 m ³ /d	
07/07	89562 - 89945	383 m ³ /d	
08/07	89945 - 90330	385 m ³ /d	
09/07	90330 - 90721	391 m ³ /d	
10/07	90721 - 91116	385 m ³ /d	
11/07	91116 - 91503	387 m ³ /d	
12/07	91503 - 91893	390 m ³ /d	
13/07	91893 - 92281	388 m ³ /d	
14/07	92281 - 92673	392 m ³ /d	
15/07	92673 - 93055	382 m ³ /d	
16/07	93055 - 93436	381 m ³ /d	
17/07	93436 - 93821	385 m ³ /d	
18/07	93821 - 94212	391 m ³ /d	
19/07	94212 - 94608	396 m ³ /d	
20/07	94608 - 95000	392 m ³ /d	
21/07	95000 - 95393	393 m ³ /d	
22/07	95393 - 95782	389 m ³ /d	
23/07	95782 - 96176	394 m ³ /d	
24/07	96176 - 96564	388 m ³ /d	
25/07	96564 - 96956	392 m ³ /d	
26/07	96956 - 97353	397 m ³ /d	
27/07	97353 - 97748	395 m ³ /d	
28/07	97748 - 98139	391 m ³ /d	
29/07	98139 - 98538	399 m ³ /d	
30/07	98538 - 98936	398 m ³ /d	
31/07	98936 - 99338	402 m ³ /d	

Total Discharge =

12087 m³/month
 12087
 Total Sludge Discharge = 30-32kg
 30-32kg

AUGUST - 2022

Date S.R. NO	Water Discharge Reading	Total Dis. m ³ /day Remarks
01/08/22	99338 - 99747	409 m ³ /d
02/08	99747 - 146	399 m ³ /d
03/08	146 - 549	403 m ³ /d
04/08	549 - 959	410 m ³ /d
05/08	959 - 1366	406 m ³ /d
06/08	1366 - 1767	401 m ³ /d
07/08	1767 - 2182	415 m ³ /d
08/08	2182 - 2580	398 m ³ /d
09/08	2580 - 2984	404 m ³ /d
10/08	2984 - 3395	411 m ³ /d
11/08	3395 - 3803	408 m ³ /d
12/08	3803 - 4206	403 m ³ /d
13/08	4206 - 4606	400 m ³ /d
14/08	4606 - 5016	410 m ³ /d
15/08	5016 - 5418	402 m ³ /d
16/08	5418 - 5831	413 m ³ /d
17/08	5831 - 6249	418 m ³ /d
18/08	6249 - 6660	411 m ³ /d
19/08	6660 - 7065	405 m ³ /d
20/08	7065 - 7466	401 m ³ /d
21/08	7466 - 7885	419 m ³ /d
22/08	7885 - 8298	413 m ³ /d
23/08	8298 - 8714	416 m ³ /d
24/08	8714 - 9128	414 m ³ /d
25/08	9128 - 9546	418 m ³ /d
26/08	9546 - 9963	417 m ³ /d
27/08	9963 - 10374	411 m ³ /d
28/08	10374 - 10790	416 m ³ /d
29/08	10790 - 11205	415 m ³ /d
30/08	11205 - 11604	399 m ³ /d
31/08	11604 - 12023	419 m ³ /d

Total Discharge - 12685 m³/month

Total sludge discharge - 33 to 35 kg

September - 2022

Remarks	Date	Water discharge reading	Discharge m ³ /day	Remarks
Fo/20	11/09/2022	12023 - 12430		
Fo/20	2/09	12430 - 12831	407	
Fo/20	3/09	12831 - 13235	404	
Fo/20	4/09	13235 - 13644	409	
Fo/20	5/09	13644 - 14054	410	
Fo/20	6/09	14054 - 14460	406	
Fo/20	7/09	14460 - 14863	403	
Fo/20	8/09	14863 - 15274	411	
Fo/20	9/09	15274 - 15679	405	
Fo/20	10/09	15679 - 16091	412	
Fo/20	11/09	16091 - 16510	419	
Fo/20	12/09	16510 - 16914	404	
Fo/20	13/09	16914 - 17326	412	
Fo/20	14/09	17326 - 17735	409	
Fo/20	15/09	17735 - 18148	413	
Fo/20	16/09	18148 - 18551	403	
Fo/20	17/09	18551 - 18966	415	
Fo/20	18/09	18966 - 19376	410	
Fo/20	19/09	19376 - 19793	417	
Fo/20	20/09	19793 - 20204	411	
Fo/20	21/09	20204 - 20667	403	
Fo/20	22/09	20667 - 21023	416	
Fo/20	23/09	21023 - 21443	420	
Fo/20	24/09	21443 - 21844	401	
Fo/20	25/09	21844 - 22262	418	
Fo/20	26/09	22262 - 22667	405	
Fo/20	27/09	22667 - 23073	406	
Fo/20	28/09	23073 - 23484	411	
Fo/20	29/09	23484 - 23891	407	
Fo/20	30/09	23891 - 24305	414	

Total Discharge 11882 m³/month
 Total Sludge Discharge 30-32 kg/month

(21 cm x 29.7 cm) Manufactured Using Environmentally Sustainable Practices JK Copier with ColorLok[®] outperforms ordinary copiers

- 1 24305 - 24676 - 371
- 2 24676 - 25044 - 368
- 3 25044 - 25431 - 387
- 4 25431 - 25803 - 372
- 5 25803 - 26181 - 378
- 6 26181 - 26571 - 370
- 7 26571 - 26940 - 367
- 8 26940 - 27316 - 376
- 9 27316 - 27689 - 367
- 10 27689 - 28063 - 381
- 11 28063 - 28451 - 388
- 12 28451 - 28821 - 370
- 13 28821 - 29193 - 372
- 14 29193 - 29570 - 377
- 15 29570 - 29960 - 370
- 16 29960 - 30343 - 383
- 17 30343 - 30720 - 387
- 18 30720 - 31104 - 374
- 19 31104 - 31490 - 386
- 20 31490 - 31878 - 388
- 21 31878 - 32251 - 373
- 22 32251 - 32626 - 375
- 23 32626 - 33004 - 378
- 24 33004 - 33389 - 385
- 25 33389 - 33772 - 383
- 26 33772 - 34156 - 384
- 27 34156 - 34527 - 371
- 28 34527 - 34916 - 389
- 29 34916 - 35318 - 382
- 30 35318 - 35684 - 386
- 31 35684 - 36057 - 373

Total Discharge - 11752 m³/month

Total Sludge - 30-32 K2 Per month

OCTOBER - 2022

1	24305	-	24676	-	371
2	24676	-	25044	-	368
3	25044	-	25431	-	387
4	25431	-	25803	-	372
5	25803	-	26181	-	378
6	26181	-	26571	-	390
7	26571	-	26940	-	367
8	26940	-	27316	-	376
9	27316	-	27683	-	362
10	27683	-	28063	-	380
11	28063	-	28451	-	388
12	28451	-	28821	-	370
13	28821	-	29193	-	372
14	29193	-	29570	-	377
15	29570	-	29960	-	330
16	29960	-	30343	-	383
17	30343	-	30730	-	382
18	30730	-	31104	-	374
19	31104	-	31490	-	386
20	31490	-	31878	-	388
21	31878	-	32251	-	373
22	32251	-	32626	-	375
23	32626	-	33004	-	378
24	33004	-	33383	-	385
25	33383	-	33772	-	383
26	33772	-	34156	-	384
27	34156	-	34527	-	371
28	34527	-	34916	-	389
29	34916	-	35308	-	382
30	35308	-	35684	-	386
31	35684	-	36057	-	373

Total Discharge - 11752 m³/month

Total Sludge - 90-92 Kg Per month

NOVEMBER - 2022

DATE	WATER DISCHARGE READING	Total D. m ³ /d	Remark
01/11/22	36057 - 36432		
02/11	36432 - 36803	375	
03/11	36803 - 37133	371	
04/11	37133 - 00	330	
05/11	00 - 00	000	} MAR Service & Cleaning
06/11	37133 - 37486	000	
07/11	37486 - 37843	353	
08/11	37843 - 38206	357	
09/11	38206 - 38576	363	
10/11	38576 - 38972	370	
11/11	38972 - 39375	396	
12/11	39375 - 39781	403	
13/11	39781 - 40193	406	
14/11	40193 - 40601	412	
15/11	40601 - 41004	408	
16/11	41004 - 41416	403	
17/11	41416 - 41825	412	
18/11	41825 - 42227	409	
19/11	42227 - 42639	402	
20/11	42639 - 43042	412	
21/11	43042 - 43450	403	
22/11	43450 - 43862	408	
23/11	43862 - 44268	412	
24/11	44268 - 44666	406	
25/11	44666 - 45073	398	
26/11	45073 - 45478	407	
27/11	45478 - 45892	405	
28/11	45892 - 46302	414	
29/11	46302 - 46720	410	
30/11	46720 - 47133	418	
	TOTAL Discharge water	112076 m ³ /M	
	Total Sludge Discharge	33 to 35 kg in Month	

21 cm x 29.7 cm

Manufactured Using Environmentally Sustainable Practices

JK Copier with ColorLok's supercolor

Date	WATER DISCHARGE READING	T. DISCHARGE m ³ /day	REMARKS
01/12/22	47133 - 47542	409	
02/12/22	47542 - 47955	413	
03/12/22	47955 - 48373	418	
04/12/22	48373 (0000 - 413)	413	PLC Mistake After Electricity gone
05/12/22	413 - 800	387	
06/12/22	800 - 1198	398	
07/12/22	1198 - 1616	418	
08/12/22	1616 - 2069	453	
09/12/22	2069 - 2539	470	
10/12/22	2539 - 3022	483	
11/12/22	3022 - 3419	397	
12/12/22	3419 - 3827	408	
13/12/22	3827 - 4241	414	
14/12/22	4241 - 4660	419	
15/12/22	4660 - 5072	412	
16/12/22	5072 - 5489	417	
17/12/22	5489 - 5900	411	
18/12/22	5900 - 6319	419	
19/12/22	6319 - 6728	409	
20/12/22	6728 - 7140	412	
21/12/22	7140 - 7551	411	
22/12/22	7551 - 7972	421	
23/12/22	7972 - 8391	419	
24/12/22	8391 - 8822	431	
25/12/22	8822 - 9245	423	
26/12/22	9245 - 9672	427	
27/12/22	9672 - 10111	439	
28/12/22	10111 - 10535	424	
29/12/22	10535 - 10970	435	
30/12/22	10970 - 11411	441	
31/12/22	11411 - 11843	438	

Total Discharge (Water) = 13083 m³/month
 Total Sludge Discharge = 32.34 kg/month

DECEMBER - 2022

JR CMAJ

excelsior

JR Cclat

Date	WATER DISCHARGE READING	T. DISCHARGE m ³ /day	REMARK
01/12/22	47133 - 47542	409	
02/12/22	47542 - 47955	413	
03/12/22	47955 - 48373	418	
04/12/22	48373 (error - 415)	413	PLC mistake after Electrical gone
05/12/22	413 - 800	387	
06/12/22	800 - 1138	338	
07/12/22	1138 - 1616	478	
08/12/22	1616 - 2069	453	
09/12/22	2069 - 2539	470	
10/12/22	2539 - 3022	483	
11/12/22	3022 - 3479	397	
12/12/22	3479 - 3827	408	
13/12/22	3827 - 4241	414	
14/12/22	4241 - 4660	419	
15/12/22	4660 - 5072	412	
16/12/22	5072 - 5489	417	
17/12/22	5489 - 5900	411	
18/12/22	5900 - 6319	419	
19/12/22	6319 - 6728	409	
20/12/22	6728 - 7140	412	
21/12/22	7140 - 7551	411	
22/12/22	7551 - 7972	421	
23/12/22	7972 - 8391	419	
24/12/22	8391 - 8822	431	
25/12/22	8822 - 9245	423	
26/12/22	9245 - 9672	427	
27/12/22	9672 - 10111	439	
28/12/22	10111 - 10535	424	
29/12/22	10535 - 10970	435	
30/12/22	10970 - 11411	441	
31/12/22	11411 - 11843	438	

Total Discharge (Water) - 13089 m³/month
 Total Sludge Discharge - 32-34 kg/month

Sharp container (Blue) Big size 5.1Ltr

1	Sharp container (Blue) Big size 5.1Ltr	PICU STORE	03-01-22	87587	40
2	Sharp container (Blue) Big size 5.1Ltr	Yellow fever and Adult Vaccination	03-01-22	87561	5
3	Sharp container (Blue) Big size 5.1Ltr	Biochemistry	03-01-22	87563	40
4	Sharp container (Blue) Big size 5.1Ltr	Radiation Oncology	04-01-22	87677	10
5	Sharp container (Blue) Big size 5.1Ltr	Store Ward 2B	06-01-22	87835	10
6	Sharp container (Blue) Big size 5.1Ltr	Cath Lab	07-01-22	87910	20
7	Sharp container (Blue) Big size 5.1Ltr	Surgical Oncology	10-01-22	88048	1
8	Sharp container (Blue) Big size 5.1Ltr	ICU Store	11-01-22	88159	20
9	Sharp container (Blue) Big size 5.1Ltr	College of Nursing	13-01-22	88367	2
10	Sharp container (Blue) Big size 5.1Ltr	Store Ward 4B	13-01-22	88380	20
11	Sharp container (Blue) Big size 5.1Ltr	Store Ward 6B	14-01-22	88443	10
12	Sharp container (Blue) Big size 5.1Ltr	Store Ward 3B	17-01-22	88534	10
13	Sharp container (Blue) Big size 5.1Ltr	D&T OT 4th floor	17-01-22	88551	20
14	Sharp container (Blue) Big size 5.1Ltr	Store Ward 2D	17-01-22	88560	10
15	Sharp container (Blue) Big size 5.1Ltr	Emergency	18-01-22	88645	10
16	Sharp container (Blue) Big size 5.1Ltr	Store Ward 2A	18-01-22	88653	20
17	Sharp container (Blue) Big size 5.1Ltr	Store Ward 1D	19-01-22	88726	10
18	Sharp container (Blue) Big size 5.1Ltr	College of Nursing	19-01-22	88702	5
19	Sharp container (Blue) Big size 5.1Ltr	Trauma ICU 2-Floor	24-01-22	89025	5
20	Sharp container (Blue) Big size 5.1Ltr	Dermatology	28-01-22	89319	1
21	Sharp container (Blue) Big size 5.1Ltr	Store Ward 1C	31-01-22	89462	0
22	Sharp container (Blue) Big size 5.1Ltr	Obstetrics & Gynaecology	31-01-22	89381	1
23	Sharp container (Blue) Big size 5.1Ltr	Emergency	01-02-22	89483	18
24	Sharp container (Blue) Big size 5.1Ltr	Store Ward 4C	03-02-22	89701	6
25	Sharp container (Blue) Big size 5.1Ltr	Store Ward 1D	04-02-22	89850	6
26	Sharp container (Blue) Big size 5.1Ltr	Store Ward 1C	04-02-22	89751	6
27	Sharp container (Blue) Big size 5.1Ltr	Pediatrics	04-02-22	89819	2
28	Sharp container (Blue) Big size 5.1Ltr	Store Ward 5C	04-02-22	89894	6
29	Sharp container (Blue) Big size 5.1Ltr	Store Ward 1C	07-02-22	89955	6
30	Sharp container (Blue) Big size 5.1Ltr	Labour Ward	07-02-22	89945	6
31	Sharp container (Blue) Big size 5.1Ltr	Store Ward 3A	08-02-22	90067	6
32	Sharp container (Blue) Big size 5.1Ltr	Dermatology	08-02-22	90086	2
33	Sharp container (Blue) Big size 5.1Ltr	College of Nursing	08-02-22	90054	6
34	Sharp container (Blue) Big size 5.1Ltr	College of Nursing	08-02-22	90052	2
35	Sharp container (Blue) Big size 5.1Ltr	ICU Store	08-02-22	90030	12
36	Sharp container (Blue) Big size 5.1Ltr	Store Ward 3C	09-02-22	90113	6
37	Sharp container (Blue) Big size 5.1Ltr	NICU STORE	10-02-22	90220	20
38	Sharp container (Blue) Big size 5.1Ltr	Store Ward 5D	11-02-22	90326	20
39	Sharp container (Blue) Big size 5.1Ltr	Store Ward 2D	15-02-22	90517	20
40	Sharp container (Blue) Big size 5.1Ltr	General Surgery	15-02-22	90525	5
41	Sharp container (Blue) Big size 5.1Ltr	Store Ward 4A	16-02-22	90594	20
42	Sharp container (Blue) Big size 5.1Ltr	Store Ward 1C	17-02-22	90681	20
43	Sharp container (Blue) Big size 5.1Ltr	Store Ward 1B	18-02-22	90818	18

Vijay Prasad
24/11

44	Sharp container (Blue) Big size 5.1Ltr	Store Ward 6B	18-02-22	90755	5
45	Sharp container (Blue) Big size 5.1Ltr	Store Ward 3A	18-02-22	90774	20
46	Sharp container (Blue) Big size 5.1Ltr	Store Ward 1C	24-02-22	91148	20
47	Sharp container (Blue) Big size 5.1Ltr	Store Ward 1D	24-02-22	91122	20
48	Sharp container (Blue) Big size 5.1Ltr	OT Store OPD 3rd Floor	25-02-22	91176	10
49	Sharp container (Blue) Big size 5.1Ltr	IPD RADIO ONCOLOGY	25-02-22	91209	20
50	Sharp container (Blue) Big size 5.1Ltr	Store Ward 4B	28-02-22	91323	20
51	Sharp container (Blue) Big size 5.1Ltr	Biochemistry	02-03-22	91434	40
52	Sharp container (Blue) Big size 5.1Ltr	Radiation Oncology	03-03-22	91538	20
53	Sharp container (Blue) Big size 5.1Ltr	Obstetrics & Gynaecology	04-03-22	91700	1
54	Sharp container (Blue) Big size 5.1Ltr	Store Ward 1A	04-03-22	91617	20
55	Sharp container (Blue) Big size 5.1Ltr	Trauma Ward Store 2-Floor	07-03-22	91730	20
56	Sharp container (Blue) Big size 5.1Ltr	Labour Ward	07-03-22	91733	20
57	Sharp container (Blue) Big size 5.1Ltr	Emergency	08-03-22	91882	40
58	Sharp container (Blue) Big size 5.1Ltr	ICU Store	08-03-22	91780	20
59	Sharp container (Blue) Big size 5.1Ltr	Radio-Diagnosis	11-03-22	92025	40
60	Sharp container (Blue) Big size 5.1Ltr	D&T OT 4th floor	11-03-22	92053	20
61	Sharp container (Blue) Big size 5.1Ltr	Trauma ICU 2-Floor	11-03-22	92123	10
62	Sharp container (Blue) Big size 5.1Ltr	Store Ward 4C	11-03-22	92103	10
63	Sharp container (Blue) Big size 5.1Ltr	PICU STORE	14-03-22	92229	60
64	Sharp container (Blue) Big size 5.1Ltr	Store Ward 2D	14-03-22	92250	20
65	Sharp container (Blue) Big size 5.1Ltr	New Modular OT	15-03-22	92274	20
66	Sharp container (Blue) Big size 5.1Ltr	Trauma Ward Store 1-Floor	16-03-22	92417	20
67	Sharp container (Blue) Big size 5.1Ltr	Store Ward 6D	17-03-22	92517	20
68	Sharp container (Blue) Big size 5.1Ltr	Store Ward 3D	19-03-22	92534	20
69	Sharp container (Blue) Big size 5.1Ltr	ICU Store	30-03-22	92911	20
70	Sharp container (Blue) Big size 5.1Ltr	Store Ward 3B	05-04-22	93107	10
71	Sharp container (Blue) Big size 5.1Ltr	Store Ward 2B	06-04-22	93177	10
72	Sharp container (Blue) Big size 5.1Ltr	Store Ward 3C	06-04-22	93172	10
73	Sharp container (Blue) Big size 5.1Ltr	ICU Store	06-04-22	93081	20
74	Sharp container (Blue) Big size 5.1Ltr	Biochemistry	06-04-22	93229	40
75	Sharp container (Blue) Big size 5.1Ltr	Ophthalmology	06-04-22	93257	6
76	Sharp container (Blue) Big size 5.1Ltr	Dermatology	07-04-22	93283	2
77	Sharp container (Blue) Big size 5.1Ltr	Physical Medicine & Rehabilitation	08-04-22	93475	1
78	Sharp container (Blue) Big size 5.1Ltr	Store Ward 5C	09-04-22	93503	10
79	Sharp container (Blue) Big size 5.1Ltr	PICU STORE	11-04-22	93561	20
80	Sharp container (Blue) Big size 5.1Ltr	Neurosurgery ICU 5th Floor D&T Block	12-04-22	93708	20
81	Sharp container (Blue) Big size 5.1Ltr	Store Ward 6B	12-04-22	93645	20
82	Sharp container (Blue) Big size 5.1Ltr	Emergency	13-04-22	93766	20
83	Sharp container (Blue) Big size 5.1Ltr	Cath Lab	13-04-22	93779	2

84	Sharp container (Blue) Big size 5.1Ltr	Microbiology	13-04-22	93822	10
85	Sharp container (Blue) Big size 5.1Ltr	Store Ward 5B	18-04-22	93930	2
86	Sharp container (Blue) Big size 5.1Ltr	Yellow fever and Adult Vaccination	20-04-22	94144	4
87	Sharp container (Blue) Big size 5.1Ltr	D&T OT 4th floor	23-04-22	94397	20
88	Sharp container (Blue) Big size 5.1Ltr	Orthopaedics	27-04-22	94651	2
89	Sharp container (Blue) Big size 5.1Ltr	Store Ward 5A	27-04-22	94688	20
90	Sharp container (Blue) Big size 5.1Ltr	Store Ward 1B	28-04-22	94760	20
91	Sharp container (Blue) Big size 5.1Ltr	Day Care AYUSH	29-04-22	94875	10
92	Sharp container (Blue) Big size 5.1Ltr	Store Ward 5B	02-05-22	94925	10
93	Sharp container (Blue) Big size 5.1Ltr	Pathology And Lab Medicine	02-05-22	94928	40
94	Sharp container (Blue) Big size 5.1Ltr	Dermatology	02-05-22	94889	2
95	Sharp container (Blue) Big size 5.1Ltr	ICU Store	04-05-22	94923	20
96	Sharp container (Blue) Big size 5.1Ltr	Emergency	05-05-22	95089	20
97	Sharp container (Blue) Big size 5.1Ltr	Nuclear Medicine	06-05-22	95153	5
98	Sharp container (Blue) Big size 5.1Ltr	Store Ward 1C	06-05-22	95209	20
99	Sharp container (Blue) Big size 5.1Ltr	Surgical Oncology	09-05-22	95385	2
100	Sharp container (Blue) Big size 5.1Ltr	Store Ward 2A	09-05-22	95360	5
101	Sharp container (Blue) Big size 5.1Ltr	Store Ward 4C	09-05-22	95431	10
102	Sharp container (Blue) Big size 5.1Ltr	ICU Store	17-05-22	95778	40
103	Sharp container (Blue) Big size 5.1Ltr	Store Ward 6A	23-05-22	96125	20
104	Sharp container (Blue) Big size 5.1Ltr	Store Ward 3B	25-05-22	96313	10
105	Sharp container (Blue) Big size 5.1Ltr	D&T OT 4th floor	26-05-22	96377	40
106	Sharp container (Blue) Big size 5.1Ltr	Pediatrics	27-05-22	96505	2
107	Sharp container (Blue) Big size 5.1Ltr	Trauma ICU 2-Floor	27-05-22	96486	10
108	Sharp container (Blue) Big size 5.1Ltr	Emergency	27-05-22	96482	20
109	Sharp container (Blue) Big size 5.1Ltr	Dermatology	30-05-22	96550	4
110	Sharp container (Blue) Big size 5.1Ltr	Store Ward 3D	30-05-22	96600	20
111	Sharp container (Blue) Big size 5.1Ltr	Cath Lab	31-05-22	96664	5
112	Sharp container (Blue) Big size 5.1Ltr	Pulmonary Medicine	31-05-22	96654	1
113	Sharp container (Blue) Big size 5.1Ltr	E.N.T.- Otorhinolaryngology	01-06-22	96708	1
114	Sharp container (Blue) Big size 5.1Ltr	Radiation Oncology	01-06-22	96759	10
115	Sharp container (Blue) Big size 5.1Ltr	ROSW Male Ward	01-06-22	96740	10
116	Sharp container (Blue) Big size 5.1Ltr	NICU STORE	02-06-22	96777	20
117	Sharp container (Blue) Big size 5.1Ltr	Store Ward 2A	03-06-22	96868	5
118	Sharp container (Blue) Big size 5.1Ltr	Urology	06-06-22	96957	1
119	Sharp container (Blue) Big size 5.1Ltr	Store Ward 1C	08-06-22	97188	20
120	Sharp container (Blue) Big size 5.1Ltr	Store Ward 4A	10-06-22	97335	10
121	Sharp container (Blue) Big size 5.1Ltr	Store Ward 4C	10-06-22	97366	20
122	Sharp container (Blue) Big size 5.1Ltr	Trauma Ward Store 1-Floor	13-06-22	97525	20
123	Sharp container (Blue) Big size 5.1Ltr	Radio-Diagnosis	14-06-22	97562	20
124	Sharp container (Blue) Big size 5.1Ltr	Physical Medicine & Rehabilitation	14-06-22	97548	5
125	Sharp container (Blue) Big size 5.1Ltr	Store Ward 2D	15-06-22	97668	5

Jyoti Pareek
24/11

126	Sharp container (Blue) Big size 5.1Ltr	Store Ward 3D	15-06-22	97664	10
127	Sharp container (Blue) Big size 5.1Ltr	Store Ward 2D	15-06-22	97676	15
128	Sharp container (Blue) Big size 5.1Ltr	Store Ward 1A	15-06-22	97645	20
129	Sharp container (Blue) Big size 5.1Ltr	Store Ward 5C	16-06-22	97626	10
130	Sharp container (Blue) Big size 5.1Ltr	Store Ward 5B	20-06-22	97927	5
131	Sharp container (Blue) Big size 5.1Ltr	Store Ward 3A	20-06-22	97965	20
132	Sharp container (Blue) Big size 5.1Ltr	Trauma Ward Store 2-Floor	23-06-22	98147	20
133	Sharp container (Blue) Big size 5.1Ltr	Day Care AYUSH	24-06-22	98259	20
134	Sharp container (Blue) Big size 5.1Ltr	Emergency	24-06-22	98228	20
135	Sharp container (Blue) Big size 5.1Ltr	Biochemistry	27-06-22	98395	60
136	Sharp container (Blue) Big size 5.1Ltr	Bronchoscopy Suite	28-06-22	98448	3
137	Sharp container (Blue) Big size 5.1Ltr	Store Ward 3D	28-06-22	98443	10
138	Sharp container (Blue) Big size 5.1Ltr	ICU Store	29-06-22	98509	20
139	Sharp container (Blue) Big size 5.1Ltr	NICU STORE	30-06-22	98556	20
140	Sharp container (Blue) Big size 5.1Ltr	Store Ward 5C	04-07-22	98730	10
141	Sharp container (Blue) Big size 5.1Ltr	OT Store 6-Floor	05-07-22	98810	60
142	Sharp container (Blue) Big size 5.1Ltr	ICU Store	05-07-22	98811	20
143	Sharp container (Blue) Big size 5.1Ltr	Radiation Oncology	06-07-22	98993	20
144	Sharp container (Blue) Big size 5.1Ltr	Store Ward 1B	06-07-22	98946	20
145	Sharp container (Blue) Big size 5.1Ltr	Store Ward 4A	07-07-22	99034	20
146	Sharp container (Blue) Big size 5.1Ltr	Emergency	08-07-22	99088	20
147	Sharp container (Blue) Big size 5.1Ltr	Trauma ICU 2-Floor	08-07-22	99099	10
148	Sharp container (Blue) Big size 5.1Ltr	Neurosurgery ICU 5th Floor D&T Block	08-07-22	99165	40
149	Sharp container (Blue) Big size 5.1Ltr	ROSW Male Ward	08-07-22	99095	10
150	Sharp container (Blue) Big size 5.1Ltr	D&T OT 5th floor	11-07-22	99175	40
151	Sharp container (Blue) Big size 5.1Ltr	Trauma ICU 2-Floor	13-07-22	99416	5
152	Sharp container (Blue) Big size 5.1Ltr	Radio-Diagnosis	14-07-22	99272	20
153	Sharp container (Blue) Big size 5.1Ltr	Store Ward 2A	14-07-22	99453	10
154	Sharp container (Blue) Big size 5.1Ltr	Endocrinology and Metabolism	15-07-22	99623	1
155	Sharp container (Blue) Big size 5.1Ltr	OT Store OPD 3rd Floor	15-07-22	99613	20
156	Sharp container (Blue) Big size 5.1Ltr	Store Ward 4D	15-07-22	99548	20
157	Sharp container (Blue) Big size 5.1Ltr	Store Ward 6B	18-07-22	99668	5
158	Sharp container (Blue) Big size 5.1Ltr	Burns and Plastic Surgery	19-07-22	99768	2
159	Sharp container (Blue) Big size 5.1Ltr	New Modular OT	25-07-22	100130	20
160	Sharp container (Blue) Big size 5.1Ltr	Nuclear Medicine	28-07-22	100343	5
161	Sharp container (Blue) Big size 5.1Ltr	Store Ward 5B	28-07-22	100306	10
162	Sharp container (Blue) Big size 5.1Ltr	Pediatric Surgery	29-07-22	100333	2
163	Sharp container (Blue) Big size 5.1Ltr	Store Ward 5A	29-07-22	100354	10
164	Sharp container (Blue) Big size 5.1Ltr	Store Ward 3B	01-08-22	100502	11
165	Sharp container (Blue) Big size 5.1Ltr	Pediatric Surgery	01-08-22	100433	2
166	Sharp container (Blue) Big size 5.1Ltr	Store Ward 4B	01-08-22	100480	10
167	Sharp container (Blue) Big size 5.1Ltr	Radiation Oncology	02-08-22	100542	0

168	Sharp container (Blue) Big size 5.1Ltr	Trauma Ward Store 1-Floor	02-08-22	100560	0
169	Sharp container (Blue) Big size 5.1Ltr	Radio-Diagnosis	10-08-22	101200	10
170	Sharp container (Blue) Big size 5.1Ltr	Emergency	10-08-22	101155	10
171	Sharp container (Blue) Big size 5.1Ltr	ROSW Male Ward	10-08-22	101249	5
172	Sharp container (Blue) Big size 5.1Ltr	Store Ward 2B	12-08-22	101293	10
173	Sharp container (Blue) Big size 5.1Ltr	Cath Lab	12-08-22	101270	10
174	Sharp container (Blue) Big size 5.1Ltr	D&T OT 4th floor	12-08-22	101153	20
175	Sharp container (Blue) Big size 5.1Ltr	CMFM	12-08-22	101376	4
176	Sharp container (Blue) Big size 5.1Ltr	Trauma OT Store G-Floor	12-08-22	101368	20
177	Sharp container (Blue) Big size 5.1Ltr	CTVS ICU	16-08-22	101419	10
178	Sharp container (Blue) Big size 5.1Ltr	Trauma Ward Store 1-Floor	16-08-22	101405	20
179	Sharp container (Blue) Big size 5.1Ltr	Emergency	16-08-22	101494	20
180	Sharp container (Blue) Big size 5.1Ltr	ICU Store	17-08-22	101525	20
181	Sharp container (Blue) Big size 5.1Ltr	Labour Ward	17-08-22	101584	10
182	Sharp container (Blue) Big size 5.1Ltr	PICU STORE	20-08-22	101720	20
183	Sharp container (Blue) Big size 5.1Ltr	Surgical Oncology	22-08-22	101807	2
184	Sharp container (Blue) Big size 5.1Ltr	Day Care AYUSH	22-08-22	101832	10
185	Sharp container (Blue) Big size 5.1Ltr	Store Ward 2D	22-08-22	101818	10
186	Sharp container (Blue) Big size 5.1Ltr	Store Ward 6B	22-08-22	101757	10
187	Sharp container (Blue) Big size 5.1Ltr	Trauma OT Store G-Floor	24-08-22	101951	10
188	Sharp container (Blue) Big size 5.1Ltr	Microbiology	24-08-22	102019	10
189	Sharp container (Blue) Big size 5.1Ltr	ROSW Male Ward	26-08-22	102120	5
190	Sharp container (Blue) Big size 5.1Ltr	PICU STORE	26-08-22	102181	10
191	Sharp container (Blue) Big size 5.1Ltr	Store Ward 4A	26-08-22	102158	2
192	Sharp container (Blue) Big size 5.1Ltr	Radiation Oncology	26-08-22	102147	10
193	Sharp container (Blue) Big size 5.1Ltr	Nuclear Medicine	26-08-22	102180	2
194	Sharp container (Blue) Big size 5.1Ltr	Dermatology	29-08-22	102336	2
195	Sharp container (Blue) Big size 5.1Ltr	Store Ward 3D	30-08-22	102367	2
196	Sharp container (Blue) Big size 5.1Ltr	Emergency	30-08-22	102385	20
197	Sharp container (Blue) Big size 5.1Ltr	D&T OT 4th floor	31-08-22	102455	10
198	Sharp container (Blue) Big size 5.1Ltr	ICU Store	31-08-22	102443	10
199	Sharp container (Blue) Big size 5.1Ltr	Pediatrics	01-09-22	102536	2
200	Sharp container (Blue) Big size 5.1Ltr	Transfusion Medicine And Blood Bank	02-09-22	102603	10
201	Sharp container (Blue) Big size 5.1Ltr	Nephrology (Dialysis)	02-09-22	102595	10
202	Sharp container (Blue) Big size 5.1Ltr	Urology	05-09-22	102759	1
203	Sharp container (Blue) Big size 5.1Ltr	Urology	05-09-22	102711	1
204	Sharp container (Blue) Big size 5.1Ltr	Pathology And Lab Medicine	05-09-22	102704	10
205	Sharp container (Blue) Big size 5.1Ltr	Store Ward 5A	07-09-22	102873	5
206	Sharp container (Blue) Big size 5.1Ltr	ROSW Male Ward	07-09-22	102888	5

Vijay Pareek
24/11

207	Sharp container (Blue) Big size 5.1Ltr	D&T OT 4th floor	07-09-22	102876	10
208	Sharp container (Blue) Big size 5.1Ltr	Biochemistry	09-09-22	103059	20
209	Sharp container (Blue) Big size 5.1Ltr	NICU STORE	13-09-22	103259	10
210	Sharp container (Blue) Big size 5.1Ltr	Emergency	13-09-22	103228	0
211	Sharp container (Blue) Big size 5.1Ltr	E.N.T.- Otorhinolaryngology	13-09-22	103295	2
212	Sharp container (Blue) Big size 5.1Ltr	Emergency	21-09-22	103813	5
213	Sharp container (Blue) Big size 5.1Ltr	Biochemistry	24-09-22	104017	4
214	Sharp container (Blue) Big size 5.1Ltr	Biochemistry	29-09-22	104244	6
215	Sharp container (Blue) Big size 5.1Ltr	Emergency	30-09-22	104321	5
216	Sharp container (Blue) Big size 5.1Ltr	ICU Store	04-10-22	104600	5
217	Sharp container (Blue) Big size 5.1Ltr	D&T OT 4th floor	12-10-22	105073	20
218	Sharp container (Blue) Big size 5.1Ltr	ICU Store	12-10-22	105019	20
219	Sharp container (Blue) Big size 5.1Ltr	Store Ward 4A	13-10-22	105176	10
220	Sharp container (Blue) Big size 5.1Ltr	NICU STORE	13-10-22	105147	10
221	Sharp container (Blue) Big size 5.1Ltr	Emergency	13-10-22	105170	20
222	Sharp container (Blue) Big size 5.1Ltr	Trauma OT Store G- Floor	13-10-22	105145	20
223	Sharp container (Blue) Big size 5.1Ltr	Store Ward 4C	13-10-22	105151	10
224	Sharp container (Blue) Big size 5.1Ltr	Psychiatry Ward PMR 1st Floor	13-10-22	105192	5
225	Sharp container (Blue) Big size 5.1Ltr	Store Ward 1C	13-10-22	105131	10
226	Sharp container (Blue) Big size 5.1Ltr	Store Ward 3C	13-10-22	105201	10
227	Sharp container (Blue) Big size 5.1Ltr	Store Ward 3B	13-10-22	105150	10
228	Sharp container (Blue) Big size 5.1Ltr	Store Ward 5A	13-10-22	105155	5
229	Sharp container (Blue) Big size 5.1Ltr	Store Ward 5C	13-10-22	105119	10
230	Sharp container (Blue) Big size 5.1Ltr	Store Ward 4B	13-10-22	105148	10
231	Sharp container (Blue) Big size 5.1Ltr	Store Ward 6D	13-10-22	105141	10
232	Sharp container (Blue) Big size 5.1Ltr	Store Ward 1D	13-10-22	105152	3
233	Sharp container (Blue) Big size 5.1Ltr	Store Ward 2D	13-10-22	105165	10
234	Sharp container (Blue) Big size 5.1Ltr	Store Ward 6A	13-10-22	105142	10
235	Sharp container (Blue) Big size 5.1Ltr	Store Ward 3D	13-10-22	105163	5
236	Sharp container (Blue) Big size 5.1Ltr	Cath Lab	14-10-22	105316	5
237	Sharp container (Blue) Big size 5.1Ltr	Store Ward 1B	14-10-22	105278	10
238	Sharp container (Blue) Big size 5.1Ltr	Store Ward 6B	14-10-22	105267	10
239	Sharp container (Blue) Big size 5.1Ltr	ROSW Male Ward	14-10-22	105220	10
240	Sharp container (Blue) Big size 5.1Ltr	Labour Ward	14-10-22	105327	10
241	Sharp container (Blue) Big size 5.1Ltr	Store Ward 5D	14-10-22	105260	5
242	Sharp container (Blue) Big size 5.1Ltr	Biochemistry	15-10-22	105339	40
243	Sharp container (Blue) Big size 5.1Ltr	Store Ward 2A	17-10-22	105360	5
244	Sharp container (Blue) Big size 5.1Ltr	Store Ward 2D	18-10-22	105451	5
245	Sharp container (Blue) Big size 5.1Ltr	Trauma Ward Store 2- Floor	18-10-22	105449	20
246	Sharp container (Blue) Big size 5.1Ltr	Trauma ICU 2-Floor	18-10-22	105436	5
247	Sharp container (Blue) Big size 5.1Ltr	Store Ward 5A	19-10-22	105547	5
248	Sharp container (Blue) Big size 5.1Ltr	Radio-Diagnosis	20-10-22	105625	5
249	Sharp container (Blue) Big size 5.1Ltr	Store Ward 2A	20-10-22	105608	5

250	Sharp container (Blue) Big size 5.1Ltr	PICU STORE	22-10-22	105800	10
251	Sharp container (Blue) Big size 5.1Ltr	Store Ward 6A	26-10-22	105832	5
252	Sharp container (Blue) Big size 5.1Ltr	ICU Store	26-10-22	105818	10
253	Sharp container (Blue) Big size 5.1Ltr	Store Ward 1C	26-10-22	105830	5
254	Sharp container (Blue) Big size 5.1Ltr	NICU STORE	27-10-22	105871	3
255	Sharp container (Blue) Big size 5.1Ltr	Radio-Diagnosis	31-10-22	106056	0
256	Sharp container (Blue) Big size 5.1Ltr	Store Ward 5A	31-10-22	106073	2
257	Sharp container (Blue) Big size 5.1Ltr	NICU STORE	01-11-22	106149	2
258	Sharp container (Blue) Big size 5.1Ltr	Day Care AYUSH	01-11-22	106100	0
259	Sharp container (Blue) Big size 5.1Ltr	Biochemistry	01-11-22	106155	2
260	Sharp container (Blue) Big size 5.1Ltr	Emergency	02-11-22	106219	0
261	Sharp container (Blue) Big size 5.1Ltr	Nuclear Medicine	04-11-22	106393	1
262	Sharp container (Blue) Big size 5.1Ltr	Emergency	11-11-22	106836	3
263	Sharp container (Blue) Big size 5.1Ltr	New Modular OT	15-11-22	106951	2
264	Sharp container (Blue) Big size 5.1Ltr	D&T OT 4th floor	16-11-22	107043	2
265	Sharp container (Blue) Big size 5.1Ltr	Radio-Diagnosis	16-11-22	107051	5
266	Sharp container (Blue) Big size 5.1Ltr	Emergency	17-11-22	107101	3
267	Sharp container (Blue) Big size 5.1Ltr	Emergency	22-11-22	107425	2
268	Sharp container (Blue) Big size 5.1Ltr	D&T OT 5th floor	23-11-22	107505	5
269	Sharp container (Blue) Big size 5.1Ltr	Store Ward 5D	23-11-22	107508	1
270	Sharp container (Blue) Big size 5.1Ltr	Store Ward 4D	23-11-22	107493	1
271	Sharp container (Blue) Big size 5.1Ltr	Radio-Diagnosis	24-11-22	107484	5
272	Sharp container (Blue) Big size 5.1Ltr	PICU STORE	24-11-22	107605	5
273	Sharp container (Blue) Big size 5.1Ltr	Store Ward 1A	24-11-22	107588	3
274	Sharp container (Blue) Big size 5.1Ltr	Dentistry	24-11-22	107554	2
275	Sharp container (Blue) Big size 5.1Ltr	Store Ward 1C	25-11-22	107646	2
276	Sharp container (Blue) Big size 5.1Ltr	ICU Store	25-11-22	107614	10
277	Sharp container (Blue) Big size 5.1Ltr	Trauma Ward Store 1-Floor	25-11-22	107663	5
278	Sharp container (Blue) Big size 5.1Ltr	NICU STORE	25-11-22	107616	3
279	Sharp container (Blue) Big size 5.1Ltr	Emergency	25-11-22	107611	5
280	Sharp container (Blue) Big size 5.1Ltr	Store Ward 1C	28-11-22	107745	3
281	Sharp container (Blue) Big size 5.1Ltr	Store Ward 1B	28-11-22	107757	5
282	Sharp container (Blue) Big size 5.1Ltr	Store Ward 3B	28-11-22	107769	3
283	Sharp container (Blue) Big size 5.1Ltr	Nuclear Medicine	28-11-22	107740	1
284	Sharp container (Blue) Big size 5.1Ltr	D&T OT 4th floor	28-11-22	107496	5
285	Sharp container (Blue) Big size 5.1Ltr	Labour Ward	29-11-22	107855	5
286	Sharp container (Blue) Big size 5.1Ltr	Biochemistry	29-11-22	107472	10
287	Sharp container (Blue) Big size 5.1Ltr	Store Ward 3D	29-11-22	107840	3
288	Sharp container (Blue) Big size 5.1Ltr	Emergency	29-11-22	107813	3
289	Sharp container (Blue) Big size 5.1Ltr	Store Ward 4D	29-11-22	107838	3
290	Sharp container (Blue) Big size 5.1Ltr	Orthopaedics	29-11-22	107798	1
291	Sharp container (Blue) Big size 5.1Ltr	Store Ward 5B	29-11-22	107828	2
292	Sharp container (Blue) Big size 5.1Ltr	PICU STORE	29-11-22	107848	5
293	Sharp container (Blue) Big size 5.1Ltr	Store Ward 3B	30-11-22	107881	3
294	Sharp container (Blue) Big size 5.1Ltr	Trauma ICU 2-Floor	30-11-22	107938	3
295	Sharp container (Blue) Big size 5.1Ltr	Dermatology	30-11-22	107873	2

Vijay Prasad
24/11

296	Sharp container (Blue) Big size 5.1Ltr	ICU Store	30-11-22	107878	5
297	Sharp container (Blue) Big size 5.1Ltr	Store Ward 5A	01-12-22	107963	2
298	Sharp container (Blue) Big size 5.1Ltr	Store Ward 6B	01-12-22	107959	2
299	Sharp container (Blue) Big size 5.1Ltr	Store Ward 3C	01-12-22	107969	3
300	Sharp container (Blue) Big size 5.1Ltr	Neurosurgery ICU 5th Floor D&T Block	01-12-22	107990	3
301	Sharp container (Blue) Big size 5.1Ltr	ROSW Male Ward	01-12-22	108005	2
302	Sharp container (Blue) Big size 5.1Ltr	Cath Lab	02-12-22	108069	2
303	Sharp container (Blue) Big size 5.1Ltr	Store Ward 4C	02-12-22	108085	2
304	Sharp container (Blue) Big size 5.1Ltr	Trauma ICU 2-Floor	05-12-22	108178	1
305	Sharp container (Blue) Big size 5.1Ltr	Emergency	07-12-22	108311	2
306	Sharp container (Blue) Big size 5.1Ltr	Store Ward 5D	08-12-22	108451	1
307	Sharp container (Blue) Big size 5.1Ltr	Emergency	12-12-22	108654	6
308	Sharp container (Blue) Big size 5.1Ltr	Store Ward 1D	20-12-22	109232	0
309	Sharp container (Blue) Big size 5.1Ltr	OT Store 6-Floor	21-12-22	109235	5
Total					3417

Total 3417 sharp containers have been issued to various departments of hospital during the year 2022. This data has been obtained from the CPMIS portal.

Vijay Kumar
24/11

Hub Cutters

1	Hub Cutters	Yellow fever and Adult Vaccination	03-01-22	87561	20
2	Hub Cutters	Store Ward 2B	06-01-22	87835	5
3	Hub Cutters	College of Nursing	13-01-22	88367	2
4	Hub Cutters	Store Ward 6A	02-02-22	89582	5
5	Hub Cutters	Yellow fever and Adult Vaccination	03-02-22	89710	10
6	Hub Cutters	Pediatrics	04-02-22	89819	3
7	Hub Cutters	Labour Ward	07-02-22	89945	10
8	Hub Cutters	College of Nursing	08-02-22	90052	2
9	Hub Cutters	College of Nursing	08-02-22	90054	5
10	Hub Cutters	Microbiology	09-02-22	90165	10
11	Hub Cutters	Store Ward 4D	10-02-22	90203	20
12	Hub Cutters	Store Ward 6B	18-02-22	90755	5
13	Hub Cutters	Physical Medicine & Rehabilitation	08-04-22	93475	1
14	Hub Cutters	Dentistry	08-04-22	93468	15
15	Hub Cutters	Store Ward 5A	27-04-22	94688	5
16	Hub Cutters	Day Care AYUSH	29-04-22	94875	10
17	Hub Cutters	Pathology And Lab Medicine	02-05-22	94928	10
18	Hub Cutters	Dermatology	02-05-22	94889	5
19	Hub Cutters	Store Ward 2A	04-05-22	95010	10
20	Hub Cutters	Radio-Diagnosis	26-05-22	96301	10
21	Hub Cutters	Pediatrics	27-05-22	96505	2
22	Hub Cutters	Physical Medicine & Rehabilitation	14-06-22	97548	5
23	Hub Cutters	Store Ward 1D	13-07-22	99406	5
24	Hub Cutters	Store Ward 6B	18-07-22	99668	5
25	Hub Cutters	Pediatric Surgery	29-07-22	100333	2
26	Hub Cutters	Pediatrics	02-08-22	100620	10
27	Hub Cutters	Labour Ward	10-08-22	101144	10
28	Hub Cutters	Microbiology	24-08-22	102019	10
29	Hub Cutters	Nuclear Medicine	26-08-22	102180	5
30	Hub Cutters	Transfusion Medicine And Blood Bank	15-09-22	102620	1
31	Hub Cutters	Microbiology	23-09-22	103931	0
32	Hub Cutters	Dentistry	23-09-22	103984	5
33	Hub Cutters	ROSW Male Ward	14-10-22	105220	5
34	Hub Cutters	Dermatology	03-11-22	106343	2
35	Hub Cutters	Nuclear Medicine	04-11-22	106393	5
36	Hub Cutters	Dentistry	24-11-22	107554	12
37	Hub Cutters	Dermatology	30-11-22	107873	2
38	Hub Cutters	E.N.T.-Otorhinolaryngology	23-12-22	109538	1
39	Hub Cutters	Pediatric Surgery	26-12-22	109577	4
40	Hub Cutters	ROSW Male Ward	30-12-22	109958	5
Total					259

Vijay Parria
24/11/23




ALL INDIA INSTITUTE OF MEDICAL SCIENCES
BASNI INDUSTRIAL AREA PHASE-2,
JODHPUR-342005

Department of Microbiology

Needle stick injury 2022 Data

Month	NSI Cases
January	7
February	11
March	12
April	10
May	8
June	4
July	4
August	4
September	5
October	5
November	2
December	4
Total	76


Dr. Vibhor Tak
Additional Professor
& Member Secretary HIC
Dept. of Microbiology
अखिल भारतीय आयुर्विज्ञान संस्थान, जोधपुर
All India Institute of Medical Sciences, Jodhpur



अखिल भारतीय आयुर्विज्ञान संस्थान, जोधपुर
ALL INDIA INSTITUTE OF MEDICAL SCIENCES, JODHPUR
सुक्ष्म जीव विज्ञान विभाग
Hospital Infection Control, Department of Microbiology

Classes and Education given to total 1399 HCWs of AIIMS Jodhpur in 2022.

MONTH	DOCTOR	NURSING	STUDENT	OTHERS (HA/HK)	No. of Personnel Trained	No. Of Training Session Conducted
JANUARY	0	59	0	23	82	5
FEBRUARY	1	17	8	28	55	5
MARCH	0	116	7	11	134	8
APRIL	13	26	63	16 8	270	7
MAY	0	44	8	8	60	6
JUNE	2	98	72	2	174	12
JULY	8	10	3	0	21	2
AUGUST	0	34	7	5	46	5
SEPTEMBER	18	93	6	32	149	12
OCTOBER	119	55	45	0	219	8
NOVEMBER	0	10	120	0	130	6
DECEMBER	0	15	44	0	59	3
TOTAL	161	577	383	277	1399	79

Vibhor Tak

Dr. Vibhor Tak
Additional Professor
Associate Professor
&
Department of Microbiology
Member Secretary HICC
All India Institute of Medical Sciences, Jodhpur
AIIMS Jodhpur